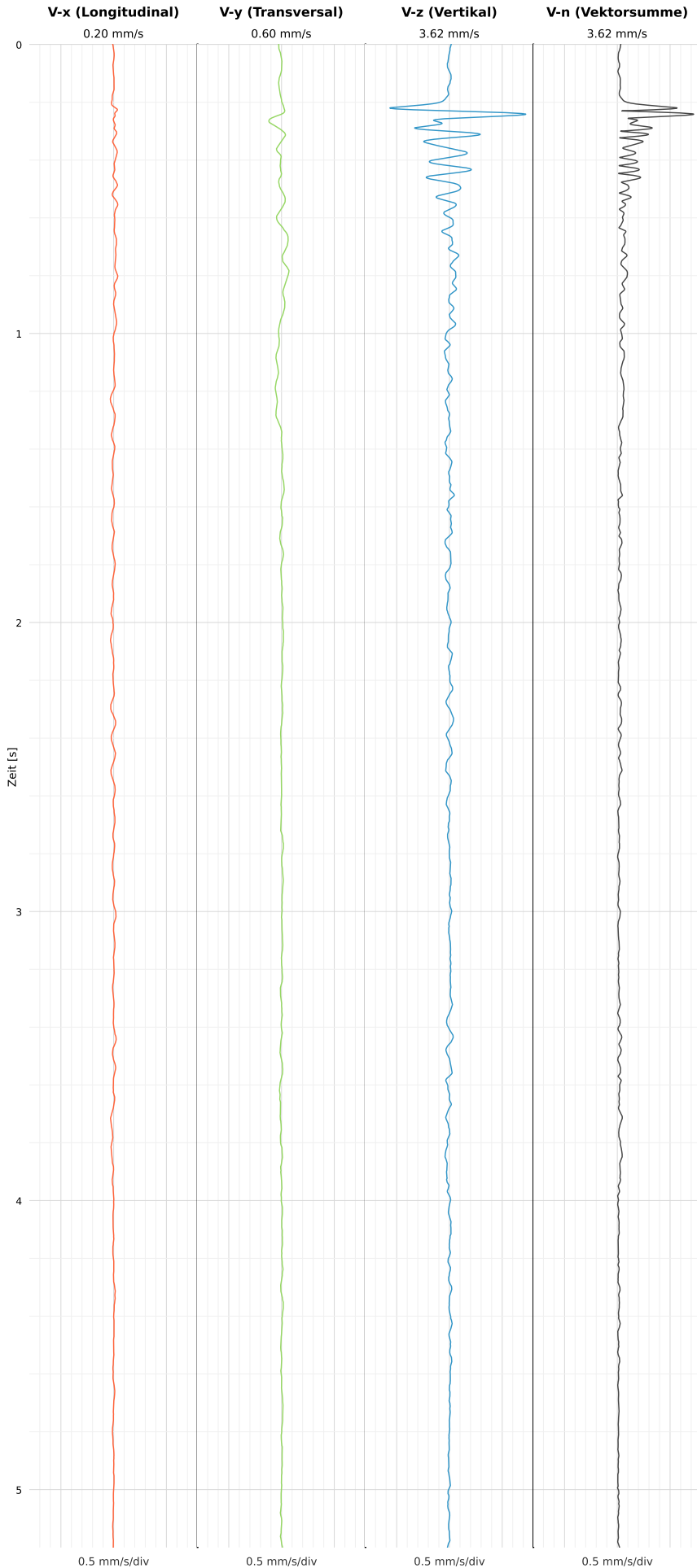


SCHWINGGESCHWINDIGKEIT

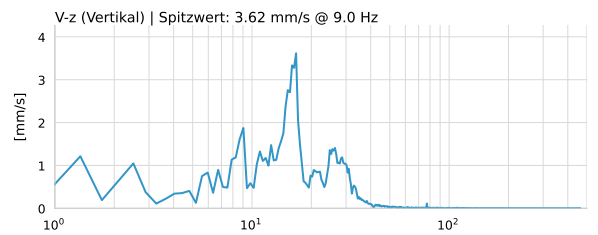
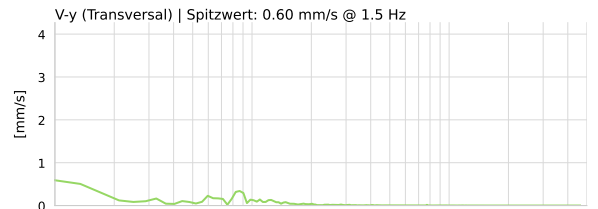
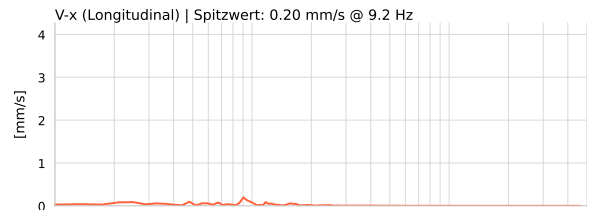


DATEI: 2492-PG-8-12052026-191919_raw.csv

Aufzeichnungsdauer: 5.20 s | Abtastrate: 1000 Hz

Datum	12.05.2026
Zeit	21:19:19
Event-ID	2492-PG-8-12052026-191919
Status	Hinweis
X	0.20 mm/s @ 9.2 Hz
Y	0.60 mm/s @ 1.5 Hz
Z	3.62 mm/s @ 9.0 Hz
Vn	3.62 mm/s @ 9.0 Hz

SPEKTRALANALYSE - KOMPONENTEN FFT



Kanal	Spitzwert	Spektrum 25%	Spektrum 50%	Spektrum 75%
X	9.2 Hz	4.8 Hz	9.8 Hz	19.4 Hz
Y	1.5 Hz	2.9 Hz	8.7 Hz	17.5 Hz
Z	9.0 Hz	12.5 Hz	16.7 Hz	26.3 Hz

SPEKTRALANALYSE - FFT (DIN 4150-3)

