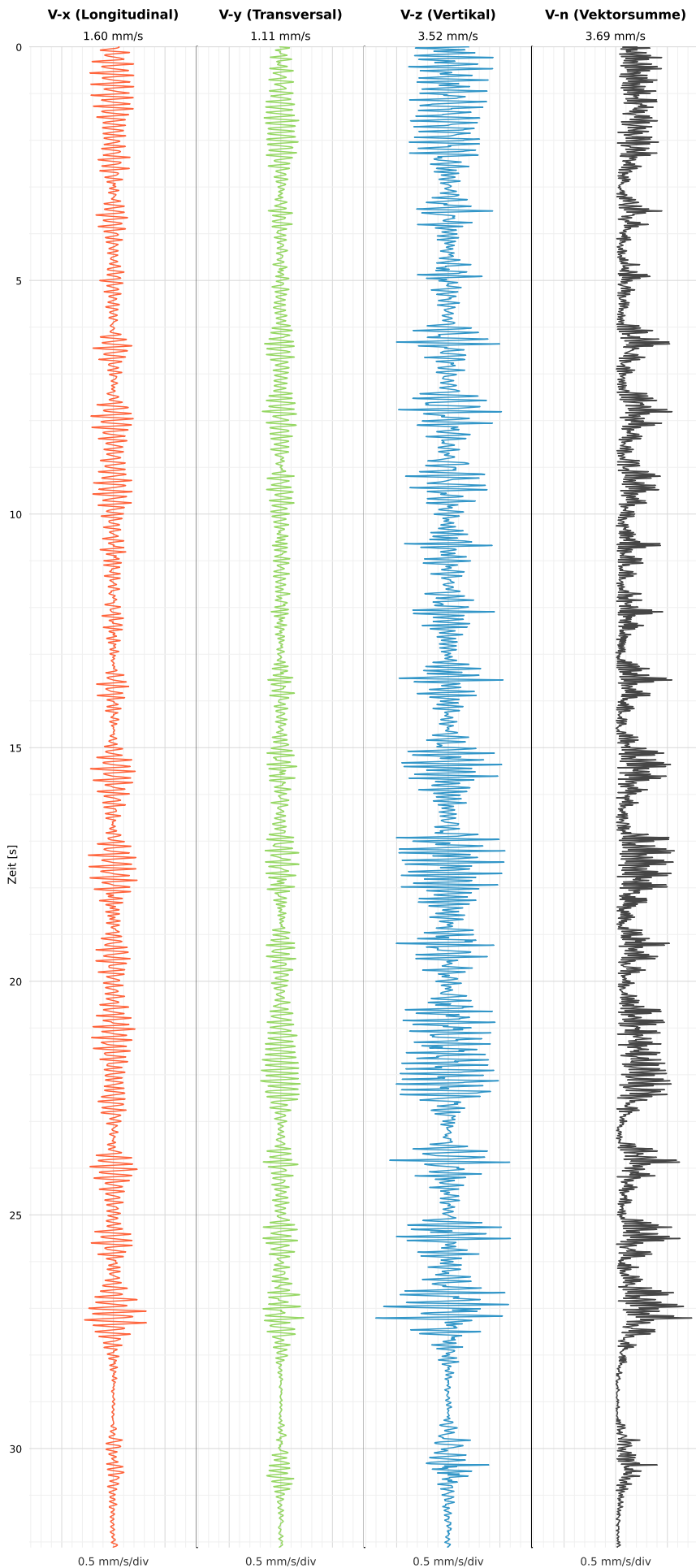


SCHWINGGESCHWINDIGKEIT

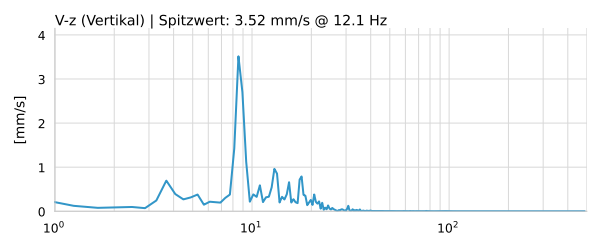
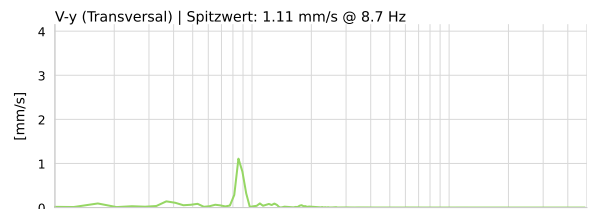
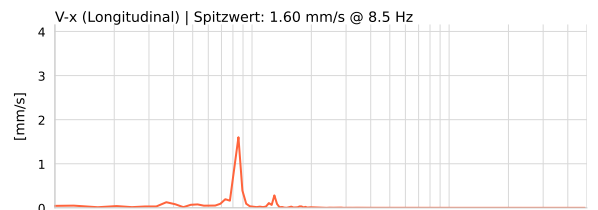


DATEI: 2492-PG-8-12052026-201605_raw.csv

Aufzeichnungsdauer: 32.11 s | Abtastrate: 1000 Hz

Datum	12.05.2026
Zeit	22:16:05
Event-ID	2492-PG-8-12052026-201605
Status	Hinweis
X	1.60 mm/s @ 8.5 Hz
Y	1.11 mm/s @ 8.7 Hz
Z	3.52 mm/s @ 12.1 Hz
Vn	3.69 mm/s @ 12.1 Hz

SPEKTRALANALYSE - KOMPONENTEN FFT



Kanal	Spitzwert	Spektrum 25%	Spektrum 50%	Spektrum 75%
X	8.5 Hz	8.1 Hz	8.5 Hz	9.3 Hz
Y	8.7 Hz	8.1 Hz	8.9 Hz	10.6 Hz
Z	12.1 Hz	8.5 Hz	10.2 Hz	17.4 Hz

SPEKTRALANALYSE - FFT (DIN 4150-3)

