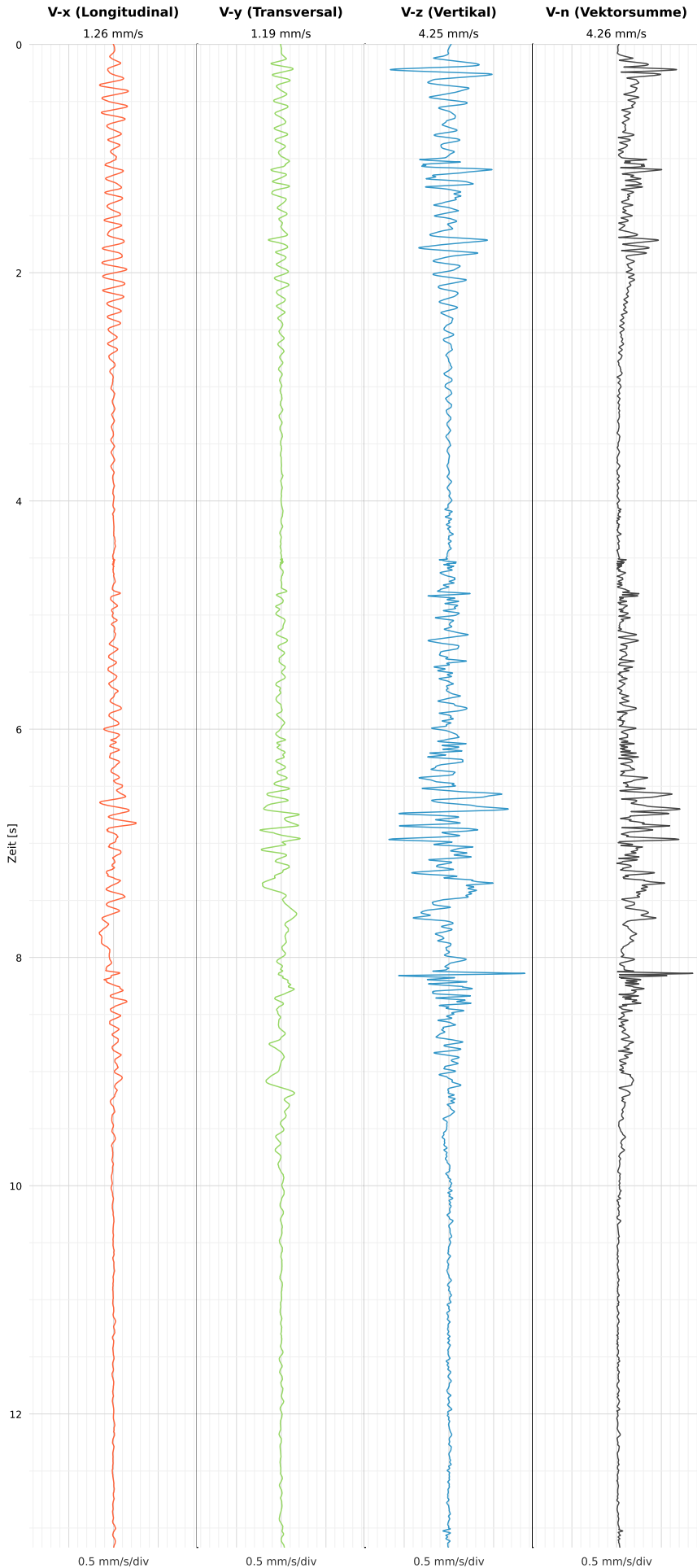


## SCHWINGGESCHWINDIGKEIT

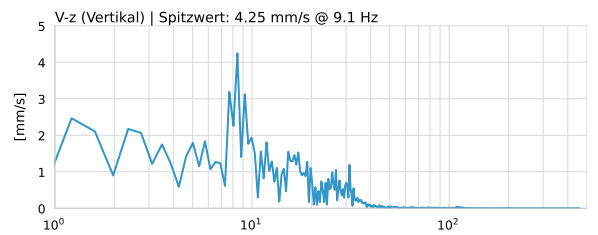
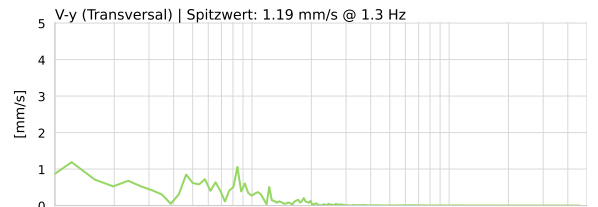
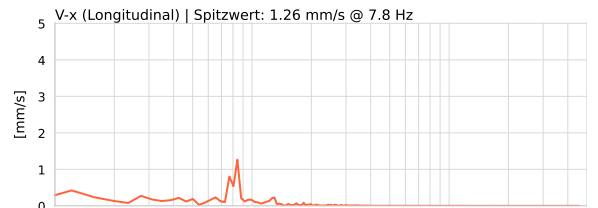


DATEI: 2492-PG-8-12052026-203403\_raw.csv

Aufzeichnungsdauer: 13.17 s | Abtastrate: 1000 Hz

Datum	12.05.2026
Zeit	22:34:03
Event-ID	2492-PG-8-12052026-203403
Status	Hinweis
X	1.26 mm/s @ 7.8 Hz
Y	1.19 mm/s @ 1.3 Hz
Z	4.25 mm/s @ 9.1 Hz
Vn	4.26 mm/s @ 9.1 Hz

## SPEKTRALANALYSE - KOMPONENTEN FFT



Kanal	Spitzwert	Spektrum 25%	Spektrum 50%	Spektrum 75%
X	7.8 Hz	3.5 Hz	8.0 Hz	11.5 Hz
Y	1.3 Hz	3.1 Hz	6.9 Hz	11.5 Hz
Z	9.1 Hz	6.5 Hz	11.8 Hz	21.0 Hz

## SPEKTRALANALYSE - FFT (DIN 4150-3)

