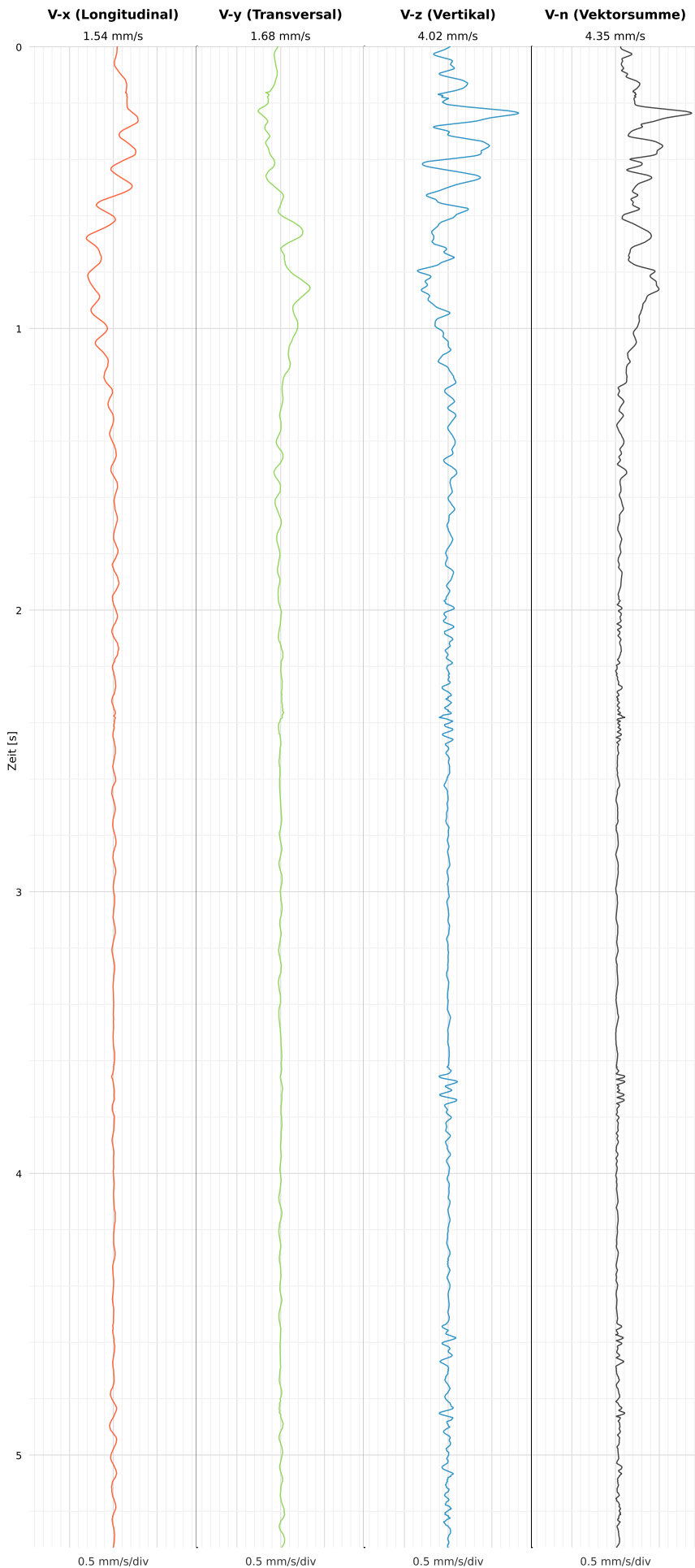


SCHWINGGESCHWINDIGKEIT

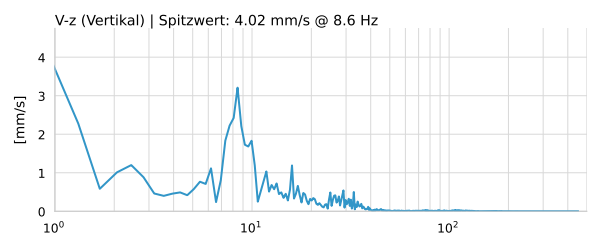
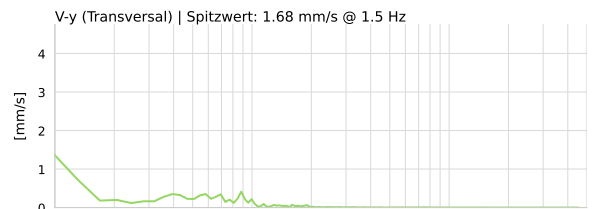
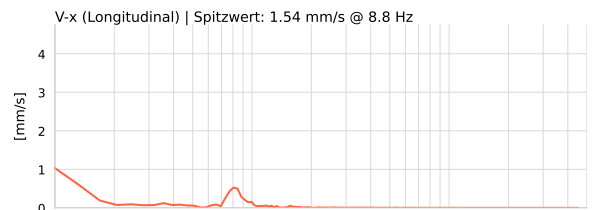


DATEI: 2492-PG-8-12052026-203735_raw.csv

Aufzeichnungsdauer: 5.33 s | Abtastrate: 1000 Hz

Datum	12.05.2026
Zeit	22:37:35
Event-ID	2492-PG-8-12052026-203735
Status	Hinweis
X	1.54 mm/s @ 8.8 Hz
Y	1.68 mm/s @ 1.5 Hz
Z	4.02 mm/s @ 8.6 Hz
Vn	4.35 mm/s @ 8.6 Hz

SPEKTRALANALYSE - KOMPONENTEN FFT



Kanal	Spitzwert	Spektrum 25%	Spektrum 50%	Spektrum 75%
X	8.8 Hz	0.9 Hz	3.9 Hz	8.8 Hz
Y	1.5 Hz	0.9 Hz	4.7 Hz	9.2 Hz
Z	8.6 Hz	5.1 Hz	9.2 Hz	18.2 Hz

SPEKTRALANALYSE - FFT (DIN 4150-3)

