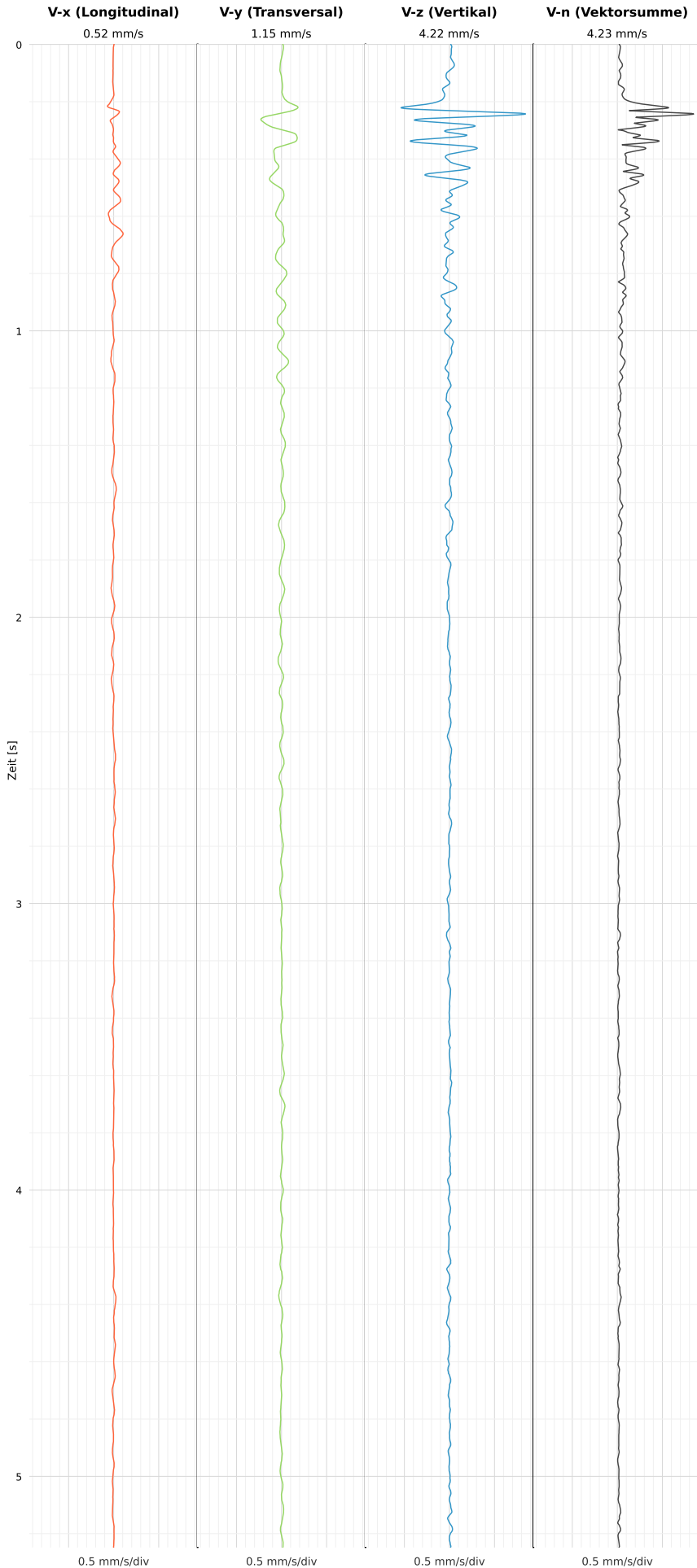


SCHWINGGESCHWINDIGKEIT

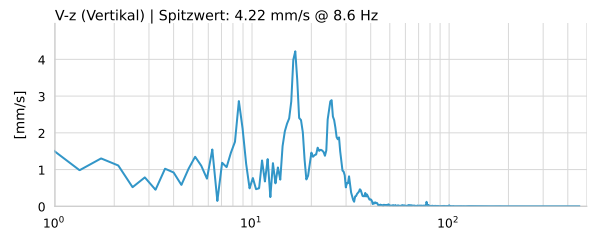
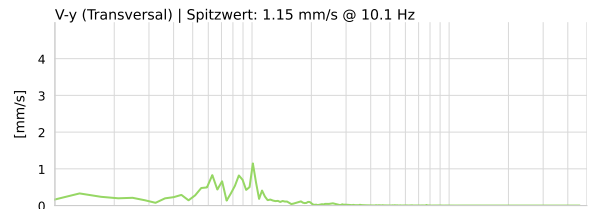
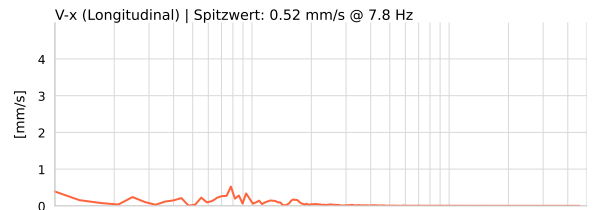


DATEI: 2492-PG-8-13052026-092043_raw.csv

Aufzeichnungsdauer: 5.25 s | Abtastrate: 1000 Hz

| | |
|----------|---------------------------|
| Datum | 13.05.2026 |
| Zeit | 11:20:43 |
| Event-ID | 2492-PG-8-13052026-092043 |
| Status | Hinweis |
| X | 0.52 mm/s @ 7.8 Hz |
| Y | 1.15 mm/s @ 10.1 Hz |
| Z | 4.22 mm/s @ 8.6 Hz |
| Vn | 4.23 mm/s @ 8.6 Hz |

SPEKTRALANALYSE - KOMPONENTEN FFT



| Kanal | Spitzwert | Spektrum 25% | Spektrum 50% | Spektrum 75% |
|-------|-----------|--------------|--------------|--------------|
| X | 7.8 Hz | 5.5 Hz | 9.3 Hz | 17.3 Hz |
| Y | 10.1 Hz | 5.9 Hz | 9.0 Hz | 11.6 Hz |
| Z | 8.6 Hz | 12.0 Hz | 17.7 Hz | 25.3 Hz |

SPEKTRALANALYSE - FFT (DIN 4150-3)

