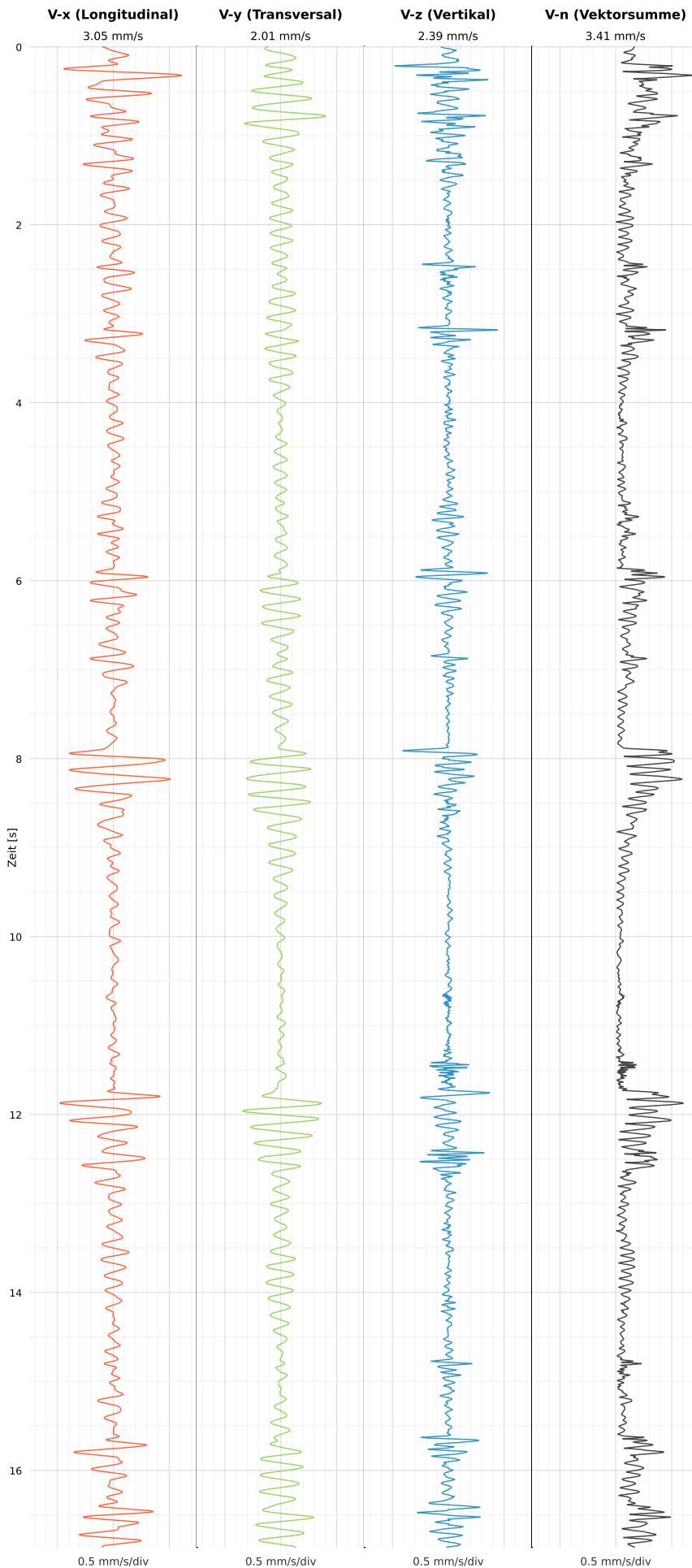


SCHWINGGESCHWINDIGKEIT

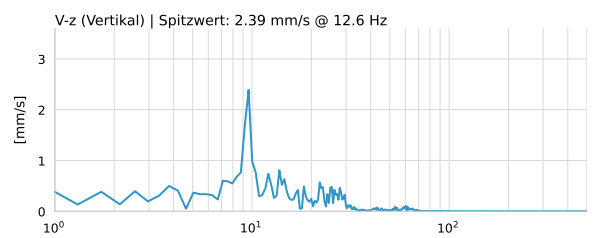
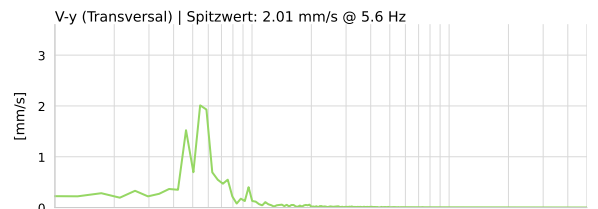
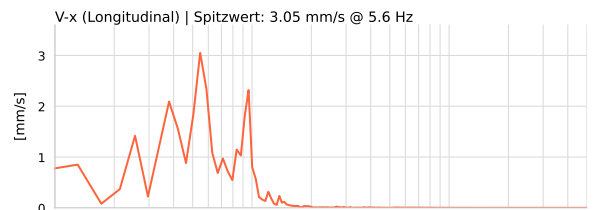


DATEI: 2492-PG8-19052026-121024_raw.csv

Aufzeichnungsdauer: 16.86 s | Abtastrate: 1000 Hz

Datum	19.05.2026
Zeit	12:10:24
Event-ID	2492-PG8-19052026-121024
Status	Hinweis
X	3.05 mm/s @ 5.6 Hz
Y	2.01 mm/s @ 5.6 Hz
Z	2.39 mm/s @ 12.6 Hz
Vn	3.41 mm/s @ 5.6 Hz

SPEKTRALANALYSE - KOMPONENTEN FFT



Kanal	Spitzwert	Spektrum 25%	Spektrum 50%	Spektrum 75%
X	5.6 Hz	4.2 Hz	5.9 Hz	9.2 Hz
Y	5.6 Hz	4.6 Hz	5.9 Hz	12.1 Hz
Z	12.6 Hz	9.2 Hz	13.8 Hz	25.0 Hz

SPEKTRALANALYSE - FFT (DIN 4150-3)

