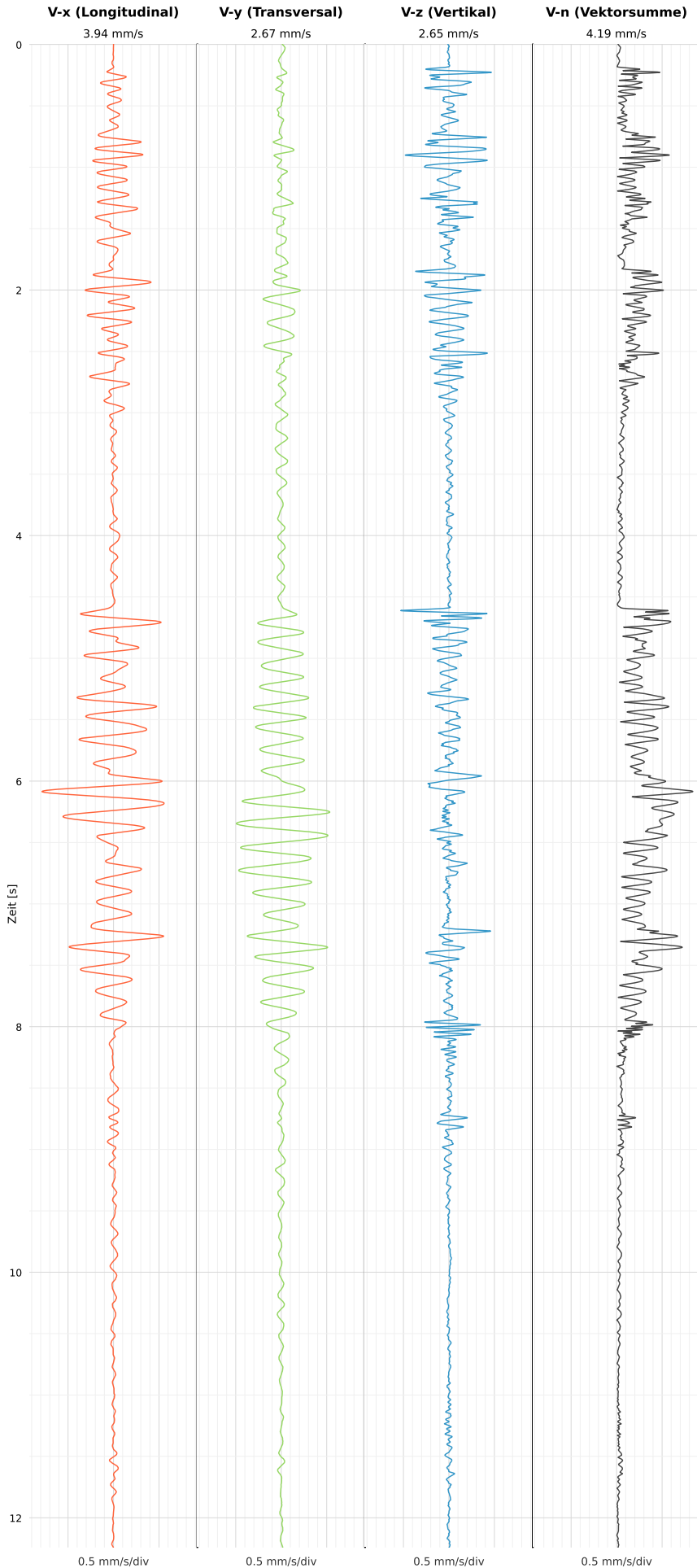


SCHWINGGESCHWINDIGKEIT

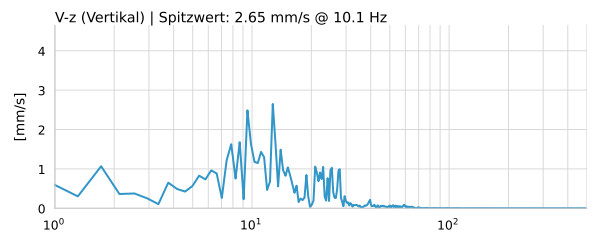
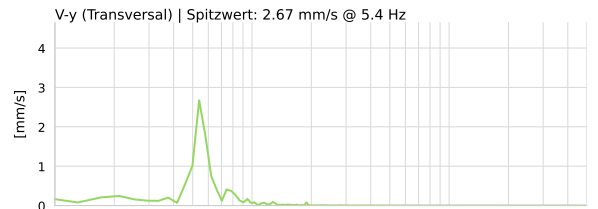
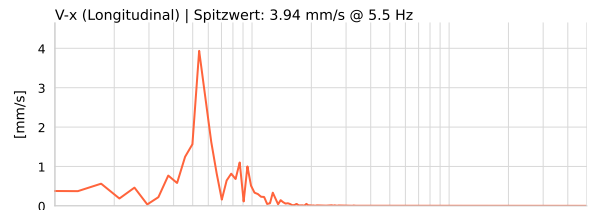


DATEI: 2492-PG8-19052026-121116_raw.csv

Aufzeichnungsdauer: 12.24 s | Abtastrate: 1000 Hz

Datum	19.05.2026
Zeit	12:11:16
Event-ID	2492-PG8-19052026-121116
Status	Warnung
X	3.94 mm/s @ 5.5 Hz
Y	2.67 mm/s @ 5.4 Hz
Z	2.65 mm/s @ 10.1 Hz
Vn	4.19 mm/s @ 5.5 Hz

SPEKTRALANALYSE - KOMPONENTEN FFT



Kanal	Spitzwert	Spektrum 25%	Spektrum 50%	Spektrum 75%
X	5.5 Hz	5.0 Hz	5.8 Hz	8.3 Hz
Y	5.4 Hz	5.0 Hz	5.4 Hz	6.6 Hz
Z	10.1 Hz	8.7 Hz	13.2 Hz	23.0 Hz

SPEKTRALANALYSE - FFT (DIN 4150-3)

