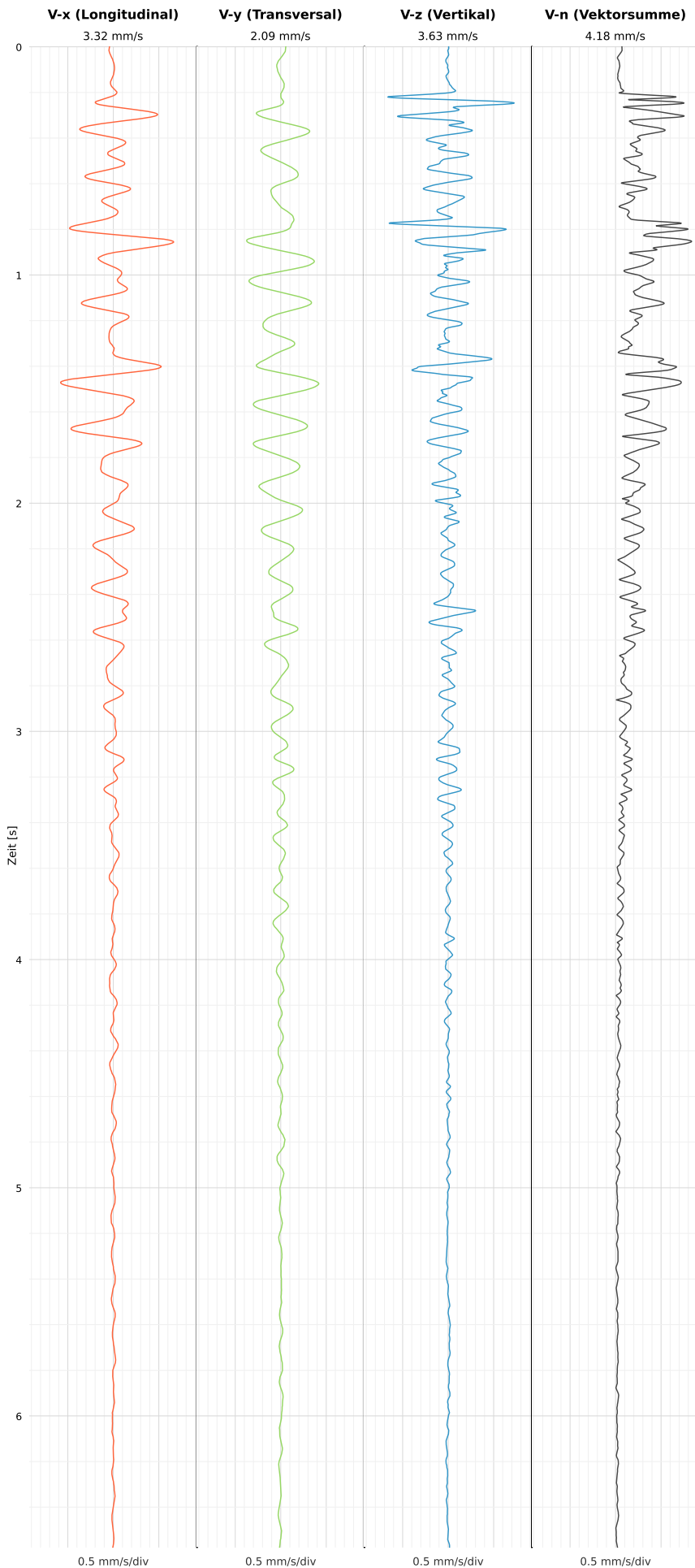


## SCHWINGGESCHWINDIGKEIT

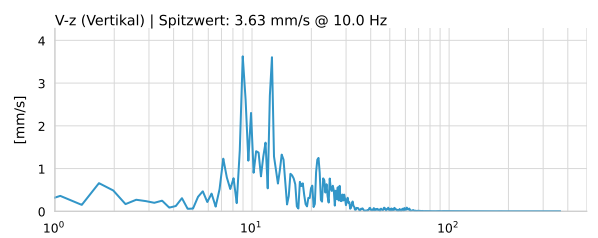
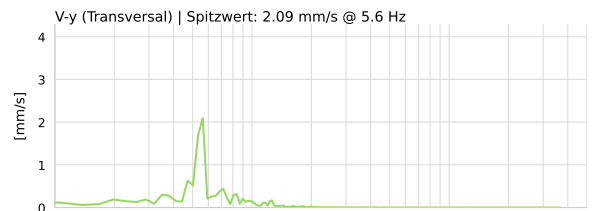
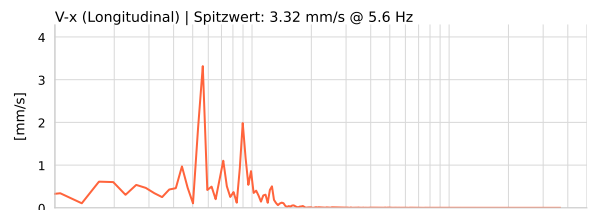


DATEI: 2492-PG8-19052026-121143\_raw.csv

Aufzeichnungsdauer: 6.58 s | Abtastrate: 1000 Hz

Datum	19.05.2026
Zeit	12:11:43
Event-ID	2492-PG8-19052026-121143
Status	Hinweis
X	3.32 mm/s @ 5.6 Hz
Y	2.09 mm/s @ 5.6 Hz
Z	3.63 mm/s @ 10.0 Hz
Vn	4.18 mm/s @ 10.0 Hz

## SPEKTRALANALYSE - KOMPONENTEN FFT



Kanal	Spitzwert	Spektrum 25%	Spektrum 50%	Spektrum 75%
X	5.6 Hz	5.3 Hz	6.8 Hz	9.3 Hz
Y	5.6 Hz	5.0 Hz	5.6 Hz	8.7 Hz
Z	10.0 Hz	9.6 Hz	13.2 Hz	22.0 Hz

## SPEKTRALANALYSE - FFT (DIN 4150-3)

