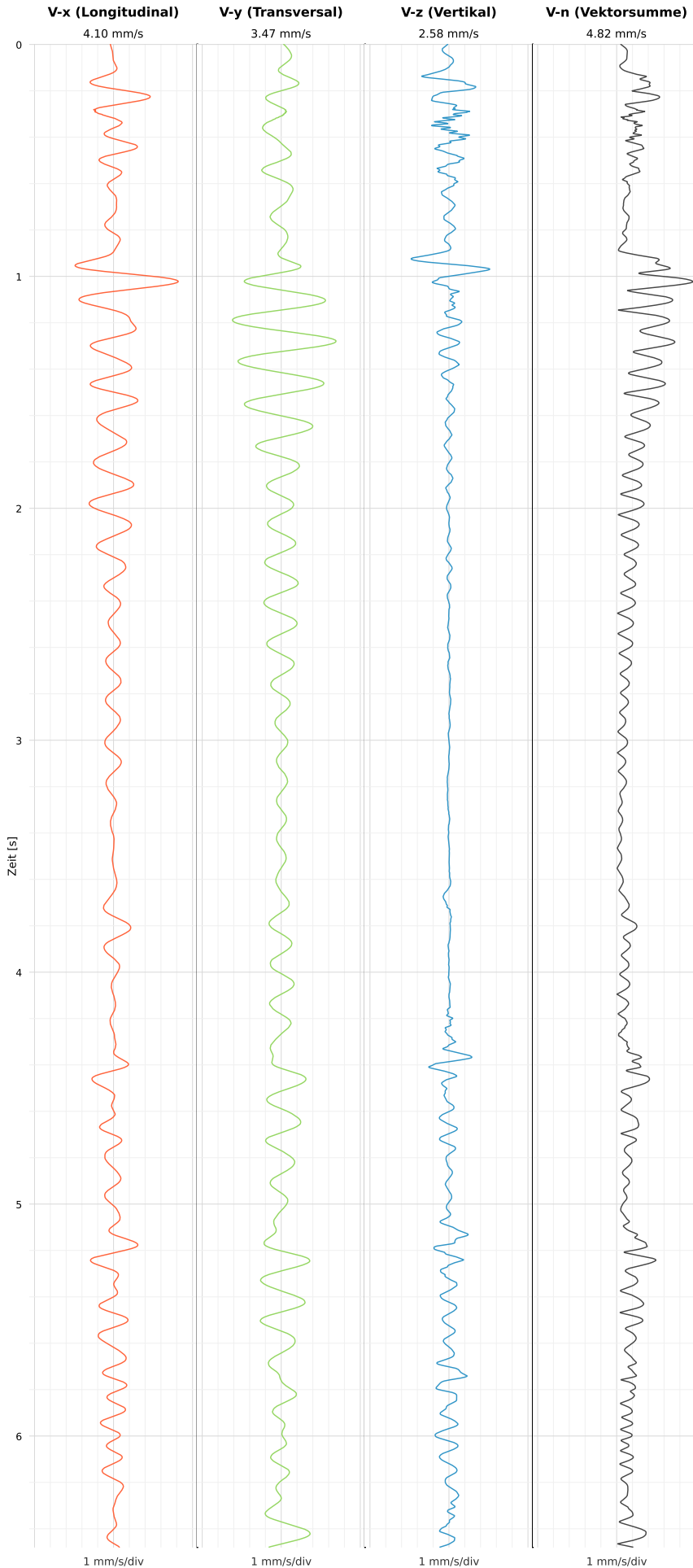


SCHWINGGESCHWINDIGKEIT

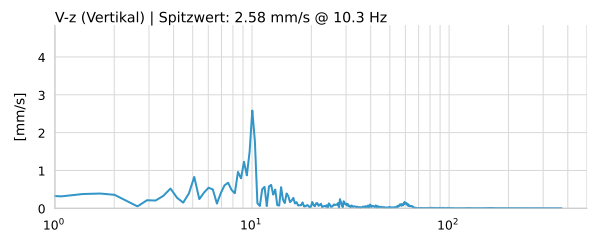
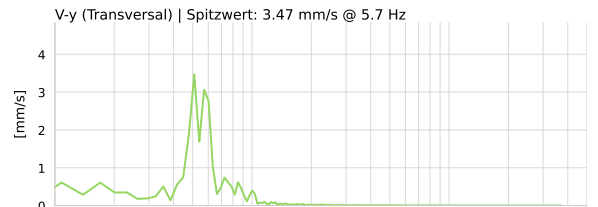
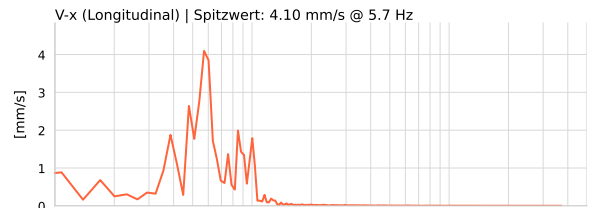


DATEI: 2492-RH6-15052026-192808_raw.csv

Aufzeichnungsdauer: 6.48 s | Abtastrate: 1000 Hz

Datum	15.05.2026
Zeit	19:28:08
Event-ID	2492-RH6-15052026-192808
Status	Hinweis
X	4.10 mm/s @ 5.7 Hz
Y	3.47 mm/s @ 5.7 Hz
Z	2.58 mm/s @ 10.3 Hz
Vn	4.82 mm/s @ 5.7 Hz

SPEKTRALANALYSE - KOMPONENTEN FFT



Kanal	Spitzwert	Spektrum 25%	Spektrum 50%	Spektrum 75%
X	5.7 Hz	4.8 Hz	6.0 Hz	9.1 Hz
Y	5.7 Hz	5.1 Hz	5.7 Hz	8.2 Hz
Z	10.3 Hz	8.2 Hz	10.3 Hz	27.9 Hz

SPEKTRALANALYSE - FFT (DIN 4150-3)

