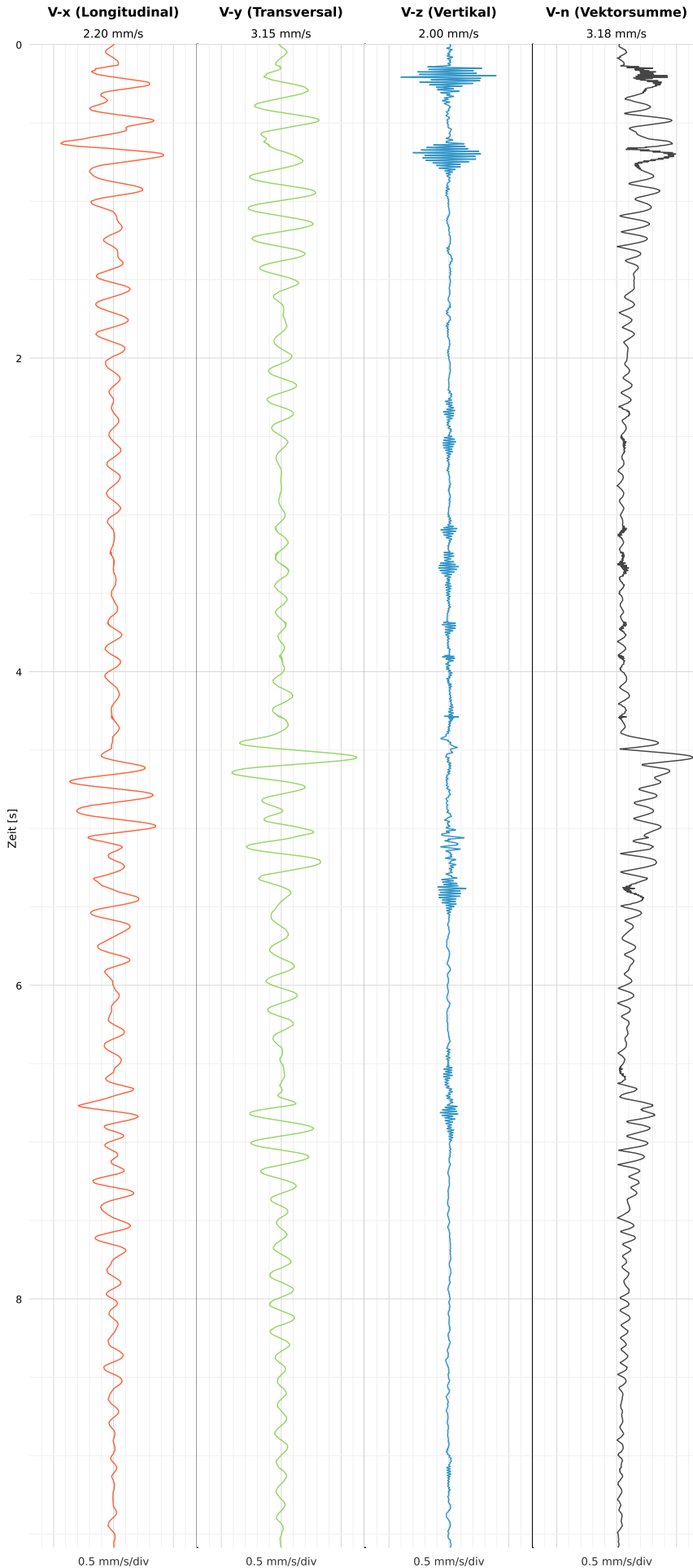


SCHWINGGESCHWINDIGKEIT

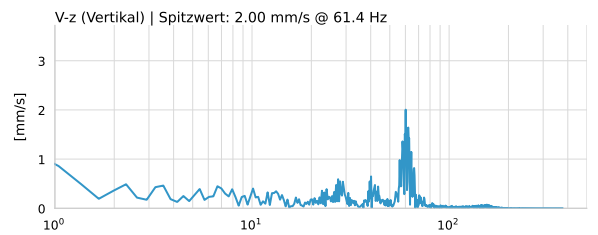
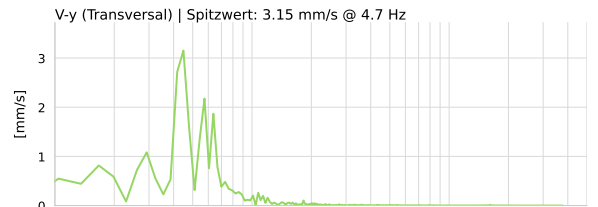
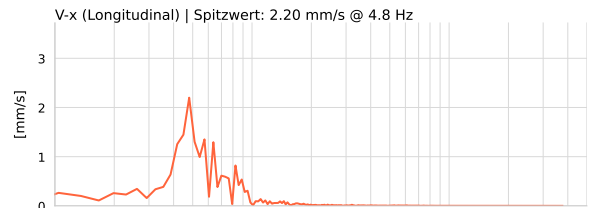


DATEI: 2492-RH6-16052026-021251_raw.csv

Aufzeichnungsdauer: 9.58 s | Abtastrate: 1000 Hz

Datum	16.05.2026
Zeit	02:12:51
Event-ID	2492-RH6-16052026-021251
Status	Hinweis
X	2.20 mm/s @ 4.8 Hz
Y	3.15 mm/s @ 4.7 Hz
Z	2.00 mm/s @ 61.4 Hz
Vn	3.18 mm/s @ 4.7 Hz

SPEKTRALANALYSE - KOMPONENTEN FFT



Kanal	Spitzwert	Spektrum 25%	Spektrum 50%	Spektrum 75%
X	4.8 Hz	4.5 Hz	5.7 Hz	8.2 Hz
Y	4.7 Hz	4.2 Hz	5.4 Hz	7.0 Hz
Z	61.4 Hz	27.3 Hz	57.7 Hz	64.0 Hz

SPEKTRALANALYSE - FFT (DIN 4150-3)

