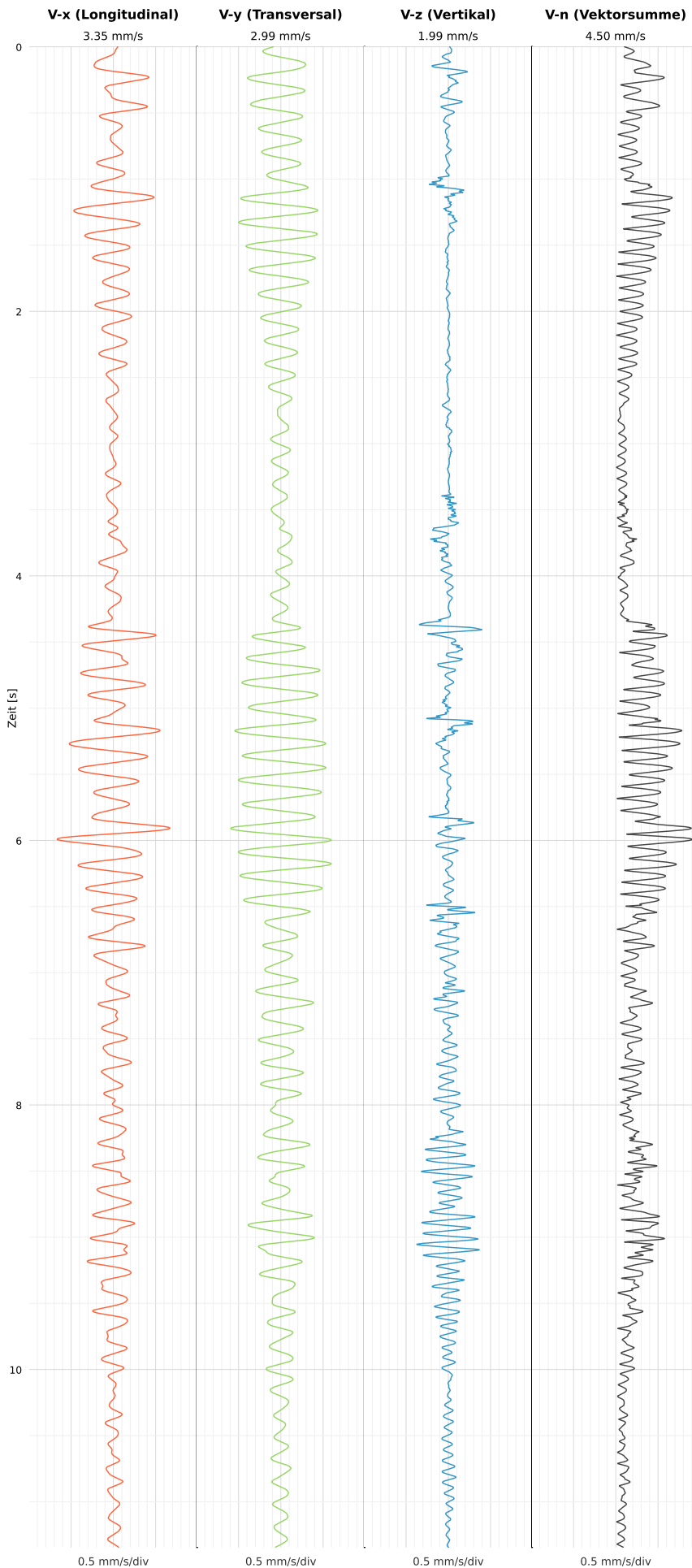


SCHWINGGESCHWINDIGKEIT

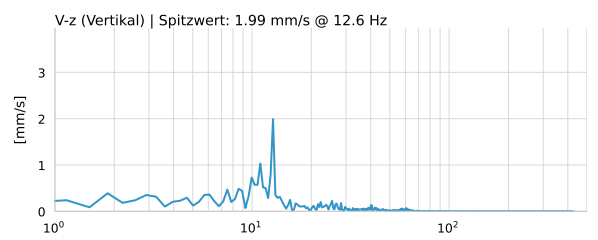
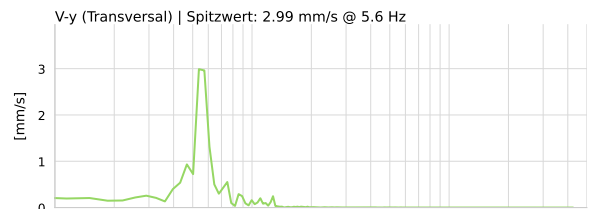
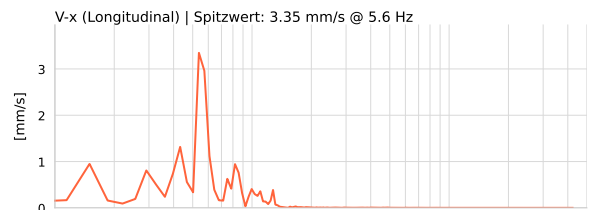


DATEI: 2492-RH6-16052026-213403_raw.csv

Aufzeichnungsdauer: 11.34 s | Abtastrate: 1000 Hz

Datum	16.05.2026
Zeit	21:34:03
Event-ID	2492-RH6-16052026-213403
Status	Hinweis
X	3.35 mm/s @ 5.6 Hz
Y	2.99 mm/s @ 5.6 Hz
Z	1.99 mm/s @ 12.6 Hz
Vn	4.50 mm/s @ 5.6 Hz

SPEKTRALANALYSE - KOMPONENTEN FFT



Kanal	Spitzwert	Spektrum 25%	Spektrum 50%	Spektrum 75%
X	5.6 Hz	4.3 Hz	5.7 Hz	8.2 Hz
Y	5.6 Hz	5.0 Hz	5.7 Hz	6.4 Hz
Z	12.6 Hz	8.6 Hz	12.4 Hz	22.3 Hz

SPEKTRALANALYSE - FFT (DIN 4150-3)

