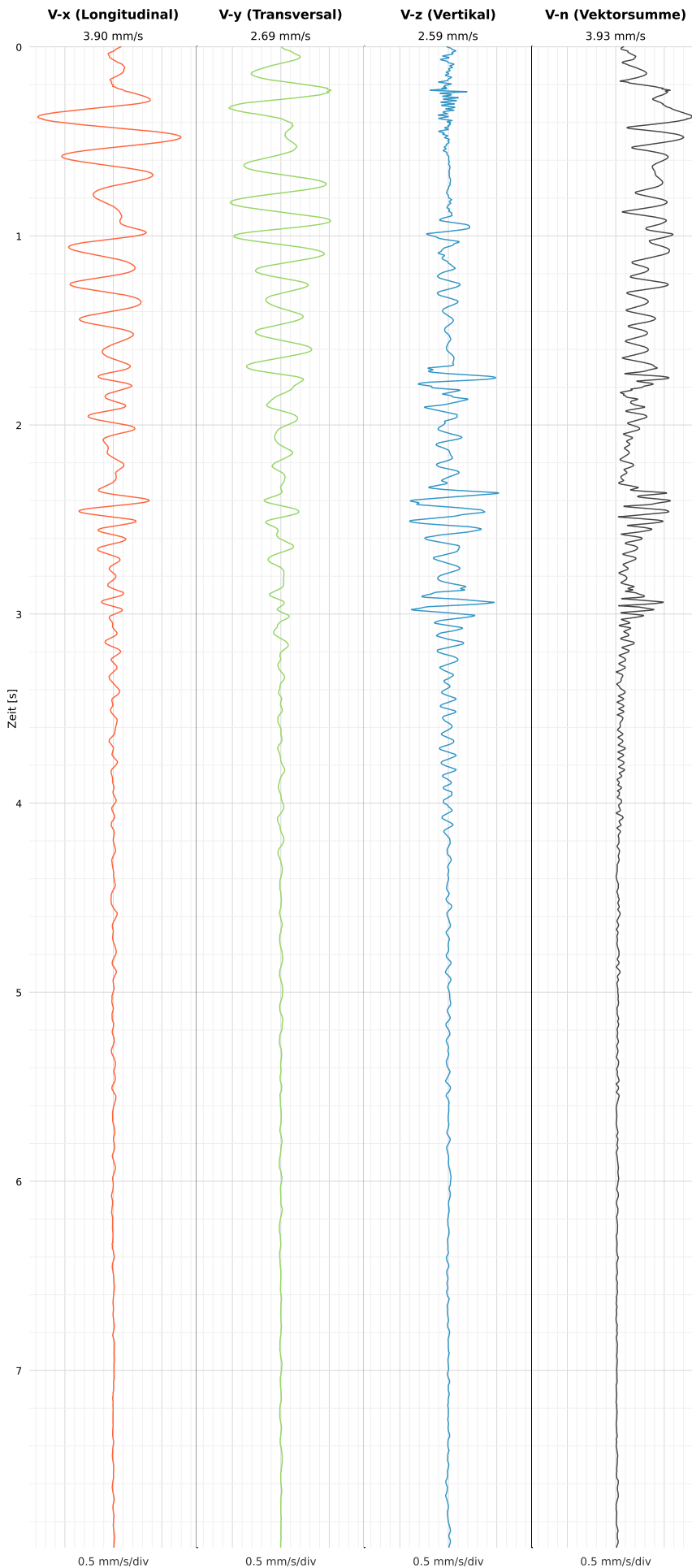


SCHWINGGESCHWINDIGKEIT

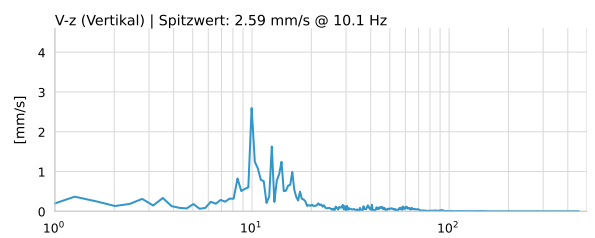
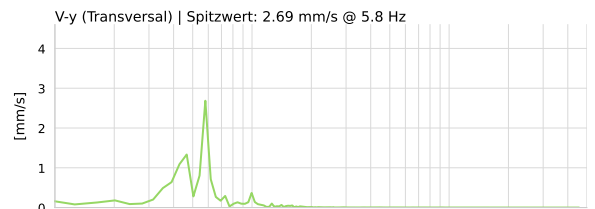
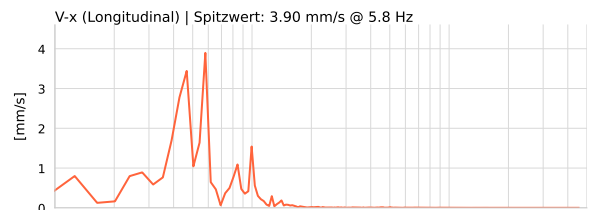


DATEI: 2492-RH6-16052026-224838_raw.csv

Aufzeichnungsdauer: 7.94 s | Abtastrate: 1000 Hz

Datum	16.05.2026
Zeit	22:48:38
Event-ID	2492-RH6-16052026-224838
Status	Hinweis
X	3.90 mm/s @ 5.8 Hz
Y	2.69 mm/s @ 5.8 Hz
Z	2.59 mm/s @ 10.1 Hz
Vn	3.93 mm/s @ 5.8 Hz

SPEKTRALANALYSE - KOMPONENTEN FFT



Kanal	Spitzwert	Spektrum 25%	Spektrum 50%	Spektrum 75%
X	5.8 Hz	4.3 Hz	5.4 Hz	8.4 Hz
Y	5.8 Hz	4.3 Hz	5.8 Hz	6.6 Hz
Z	10.1 Hz	10.0 Hz	14.1 Hz	29.2 Hz

SPEKTRALANALYSE - FFT (DIN 4150-3)

