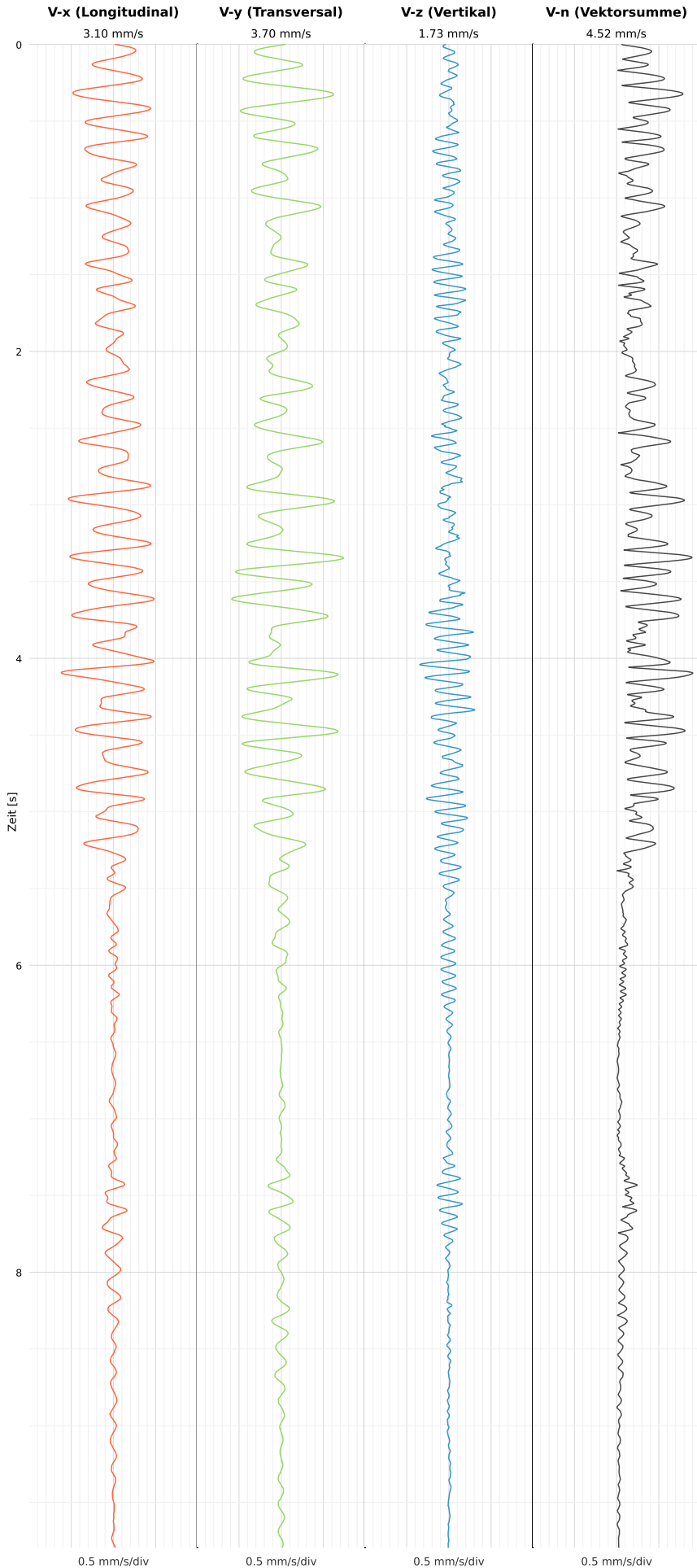


SCHWINGGESCHWINDIGKEIT

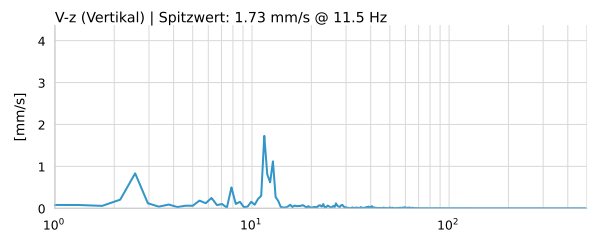
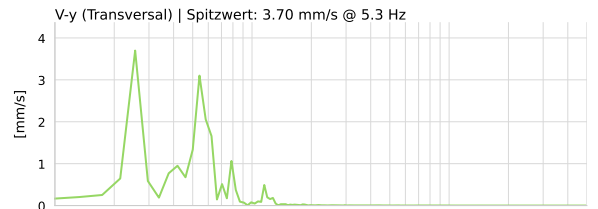
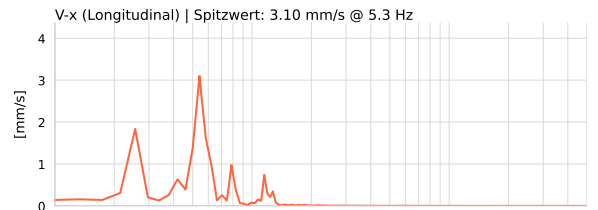


DATEI: 2492-RH6-17052026-202435\_raw.csv

Aufzeichnungsdauer: 9.79 s | Abtastrate: 1000 Hz

|          |                          |
|----------|--------------------------|
| Datum    | 17.05.2026               |
| Zeit     | 20:24:35                 |
| Event-ID | 2492-RH6-17052026-202435 |
| Status   | Kritisch                 |
| X        | 3.10 mm/s @ 5.3 Hz       |
| Y        | 3.70 mm/s @ 5.3 Hz       |
| Z        | 1.73 mm/s @ 11.5 Hz      |
| Vn       | 4.52 mm/s @ 5.3 Hz       |

SPEKTRALANALYSE - KOMPONENTEN FFT



| Kanal | Spitzwert | Spektrum 25% | Spektrum 50% | Spektrum 75% |
|-------|-----------|--------------|--------------|--------------|
| X     | 5.3 Hz    | 4.6 Hz       | 5.4 Hz       | 7.9 Hz       |
| Y     | 5.3 Hz    | 3.0 Hz       | 5.4 Hz       | 6.2 Hz       |
| Z     | 11.5 Hz   | 8.3 Hz       | 11.9 Hz      | 15.6 Hz      |

SPEKTRALANALYSE - FFT (DIN 4150-3)

