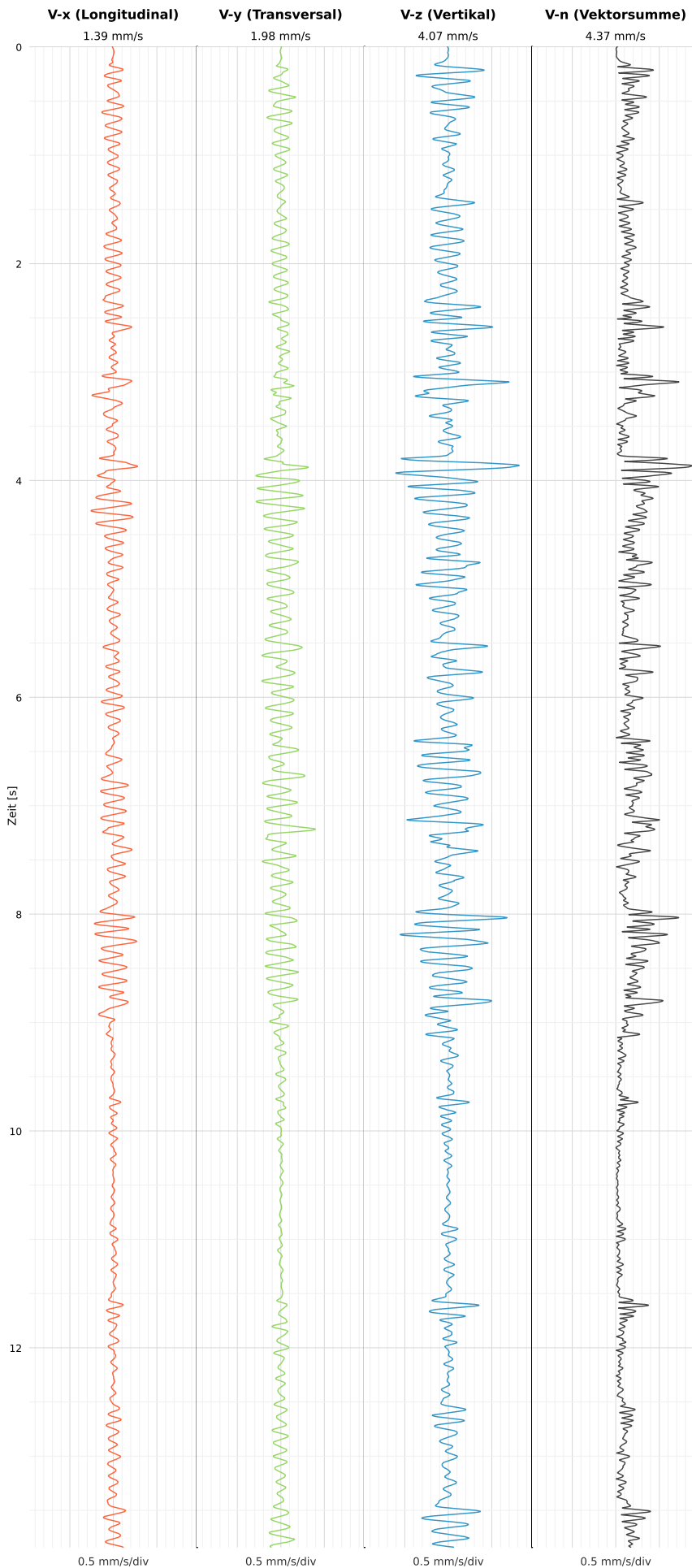


## SCHWINGGESCHWINDIGKEIT

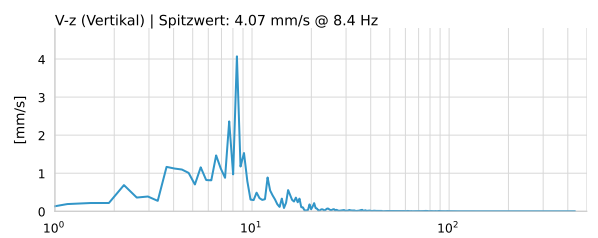
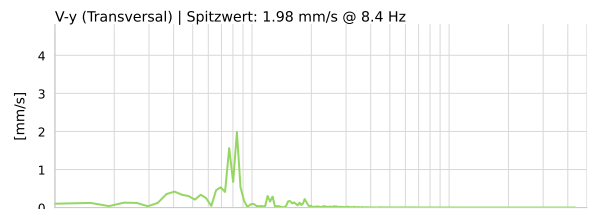
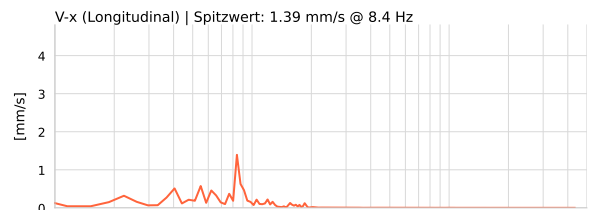


**DATEI: 2493-HS-5-11052026-200316\_raw.csv**

Aufzeichnungsdauer: 13.84 s | Abtastrate: 1000 Hz

Datum	11.05.2026
Zeit	22:03:16
Event-ID	2493-HS-5-11052026-200316
Status	Hinweis
X	1.39 mm/s @ 8.4 Hz
Y	1.98 mm/s @ 8.4 Hz
Z	4.07 mm/s @ 8.4 Hz
Vn	4.37 mm/s @ 8.4 Hz

## SPEKTRALANALYSE - KOMPONENTEN FFT



Kanal	Spitzwert	Spektrum 25%	Spektrum 50%	Spektrum 75%
X	8.4 Hz	5.5 Hz	8.4 Hz	12.0 Hz
Y	8.4 Hz	6.6 Hz	8.4 Hz	15.2 Hz
Z	8.4 Hz	5.9 Hz	8.4 Hz	12.0 Hz

## SPEKTRALANALYSE - FFT (DIN 4150-3)

