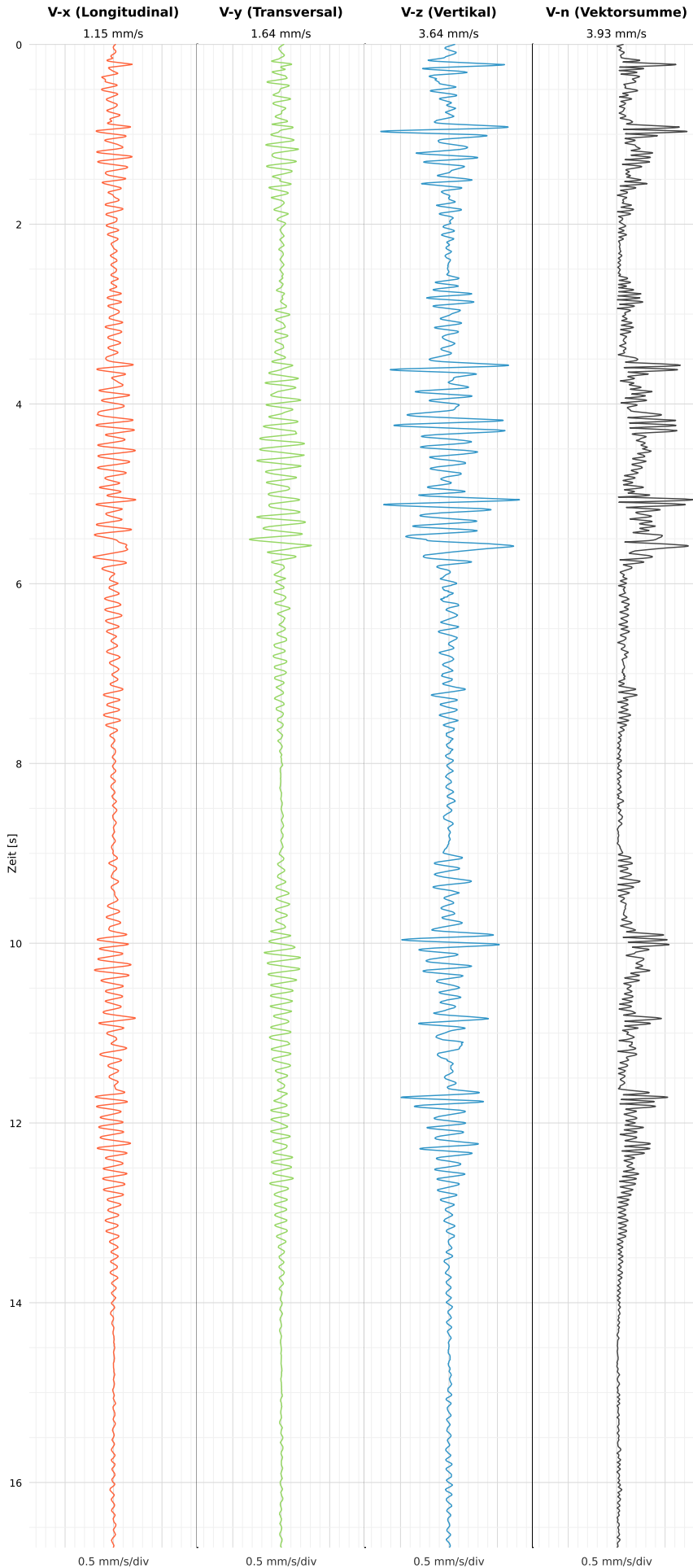


## SCHWINGGESCHWINDIGKEIT

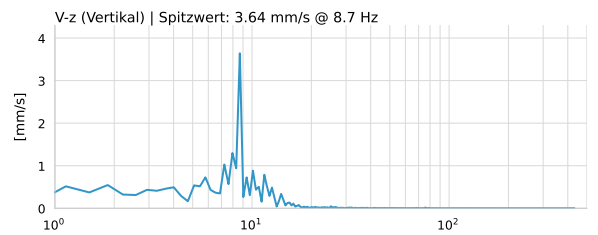
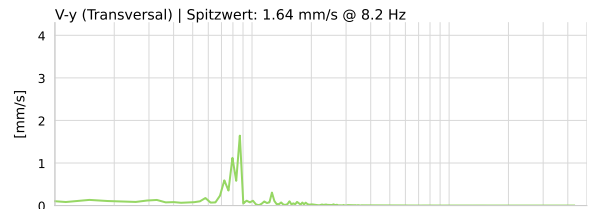
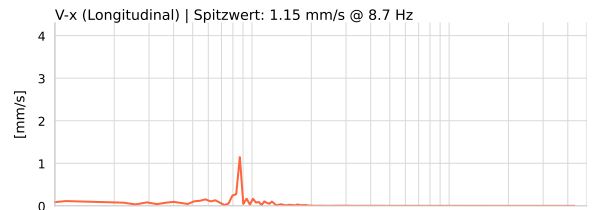


DATEI: 2493-HS-5-11052026-200405\_raw.csv

Aufzeichnungsdauer: 16.72 s | Abtastrate: 1000 Hz

Datum	11.05.2026
Zeit	22:04:05
Event-ID	2493-HS-5-11052026-200405
Status	Hinweis
X	1.15 mm/s @ 8.7 Hz
Y	1.64 mm/s @ 8.2 Hz
Z	3.64 mm/s @ 8.7 Hz
Vn	3.93 mm/s @ 8.7 Hz

## SPEKTRALANALYSE - KOMPONENTEN FFT



Kanal	Spitzwert	Spektrum 25%	Spektrum 50%	Spektrum 75%
X	8.7 Hz	5.8 Hz	8.7 Hz	10.1 Hz
Y	8.2 Hz	7.2 Hz	8.3 Hz	11.9 Hz
Z	8.7 Hz	5.8 Hz	8.7 Hz	10.8 Hz

## SPEKTRALANALYSE - FFT (DIN 4150-3)

