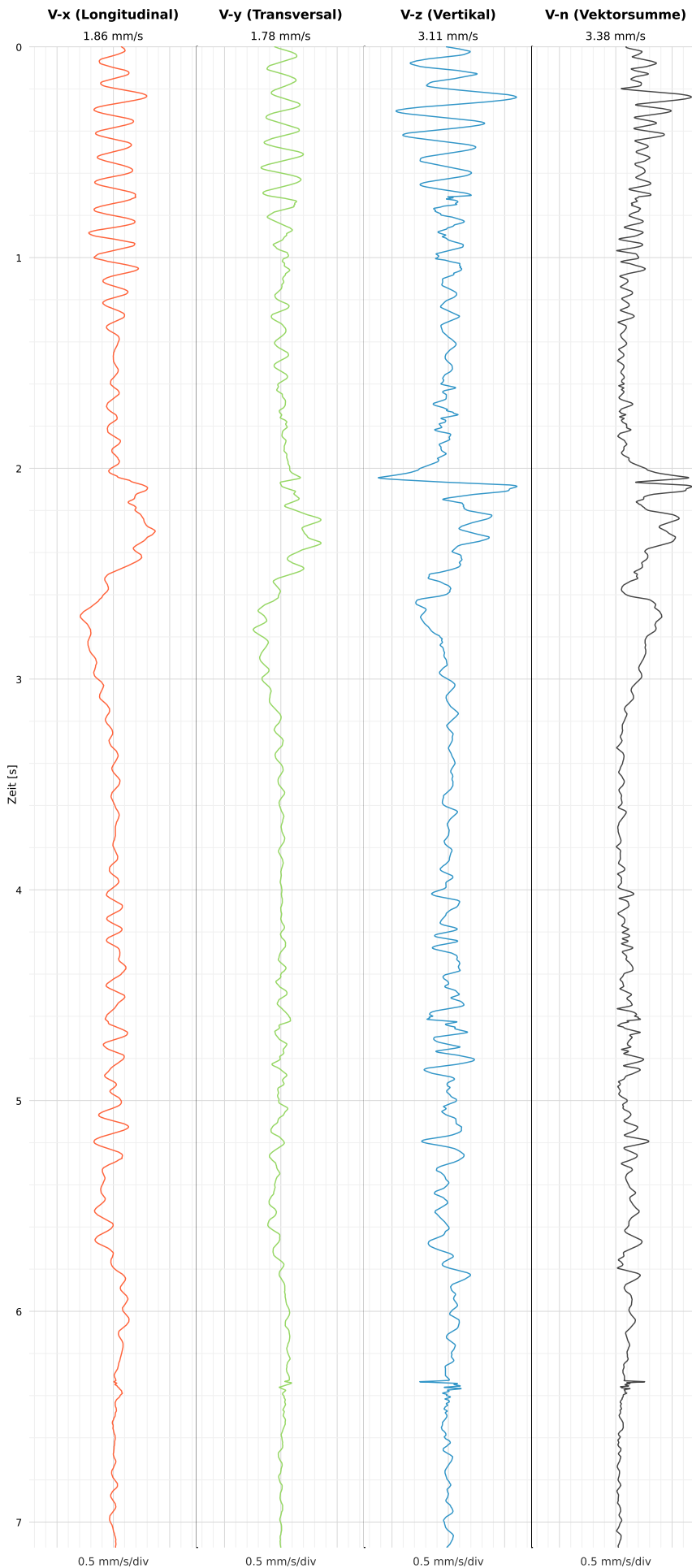


SCHWINGGESCHWINDIGKEIT

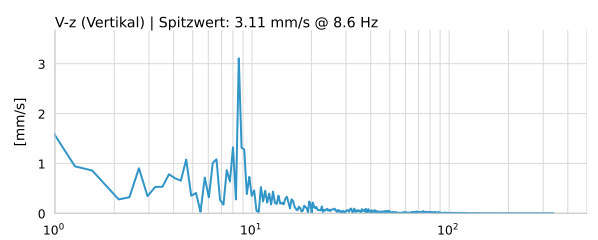
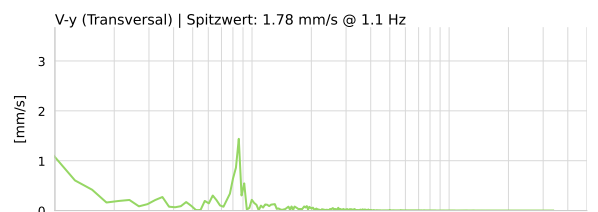
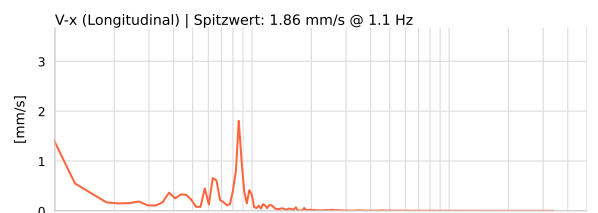


DATEI: 2493-HS-5-11052026-203206_raw.csv

Aufzeichnungsdauer: 7.12 s | Abtastrate: 1000 Hz

Datum	11.05.2026
Zeit	22:32:06
Event-ID	2493-HS-5-11052026-203206
Status	Hinweis
X	1.86 mm/s @ 1.1 Hz
Y	1.78 mm/s @ 1.1 Hz
Z	3.11 mm/s @ 8.6 Hz
Vn	3.38 mm/s @ 8.6 Hz

SPEKTRALANALYSE - KOMPONENTEN FFT



Kanal	Spitzwert	Spektrum 25%	Spektrum 50%	Spektrum 75%
X	1.1 Hz	1.0 Hz	6.3 Hz	8.8 Hz
Y	1.1 Hz	1.0 Hz	7.4 Hz	10.5 Hz
Z	8.6 Hz	4.4 Hz	8.6 Hz	15.6 Hz

SPEKTRALANALYSE - FFT (DIN 4150-3)

