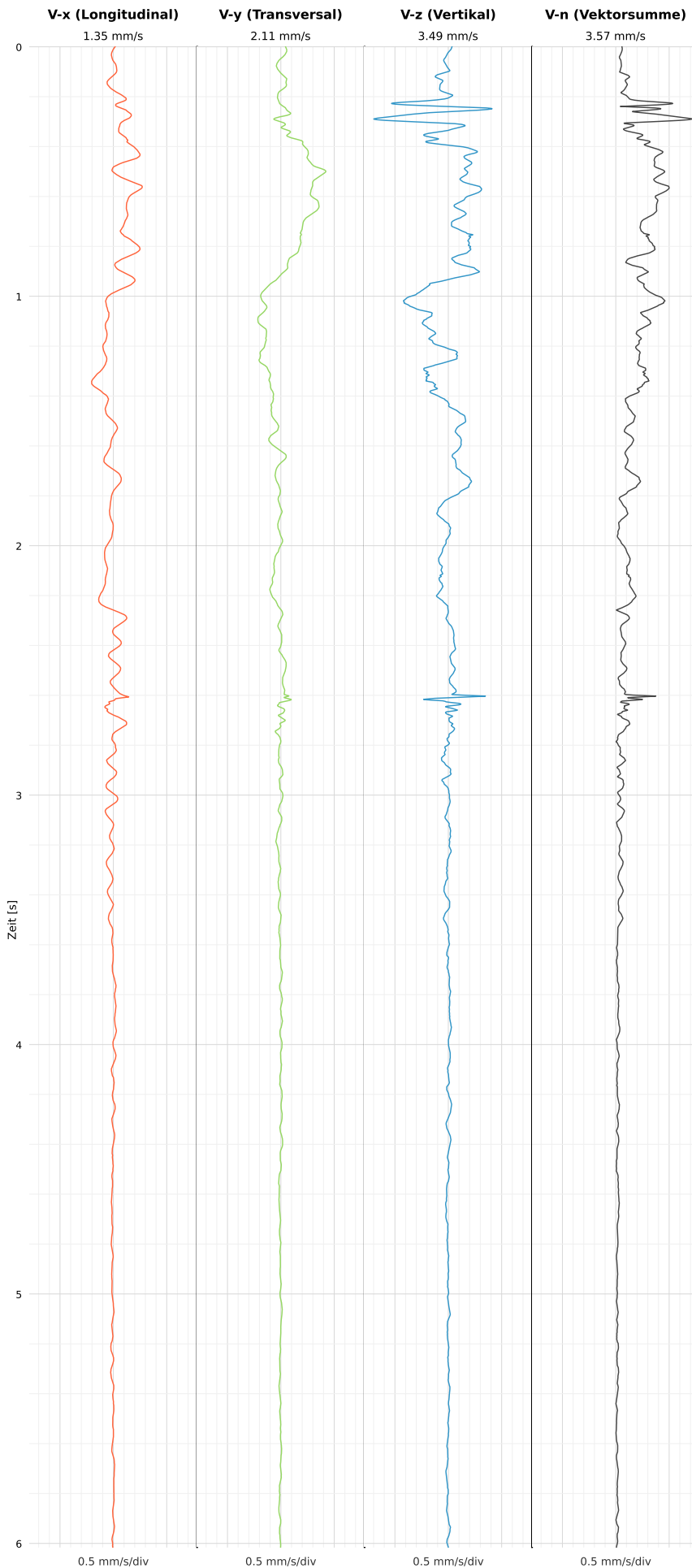


SCHWINGGESCHWINDIGKEIT

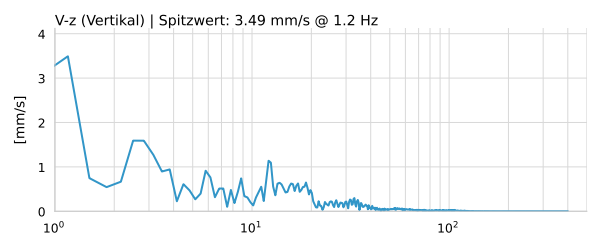
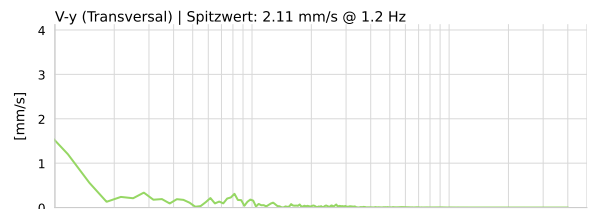
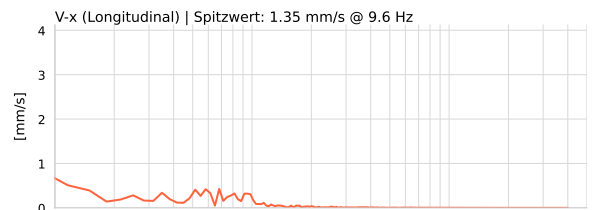


DATEI: 2493-HS-5-11052026-204923_raw.csv

Aufzeichnungsdauer: 6.02 s | Abtastrate: 1000 Hz

Datum	11.05.2026
Zeit	22:49:23
Event-ID	2493-HS-5-11052026-204923
Status	Hinweis
X	1.35 mm/s @ 9.6 Hz
Y	2.11 mm/s @ 1.2 Hz
Z	3.49 mm/s @ 1.2 Hz
Vn	3.57 mm/s @ 1.2 Hz

SPEKTRALANALYSE - KOMPONENTEN FFT



Kanal	Spitzwert	Spektrum 25%	Spektrum 50%	Spektrum 75%
X	9.6 Hz	1.2 Hz	5.8 Hz	9.8 Hz
Y	1.2 Hz	0.8 Hz	2.5 Hz	10.8 Hz
Z	1.2 Hz	3.5 Hz	12.8 Hz	25.1 Hz

SPEKTRALANALYSE - FFT (DIN 4150-3)

