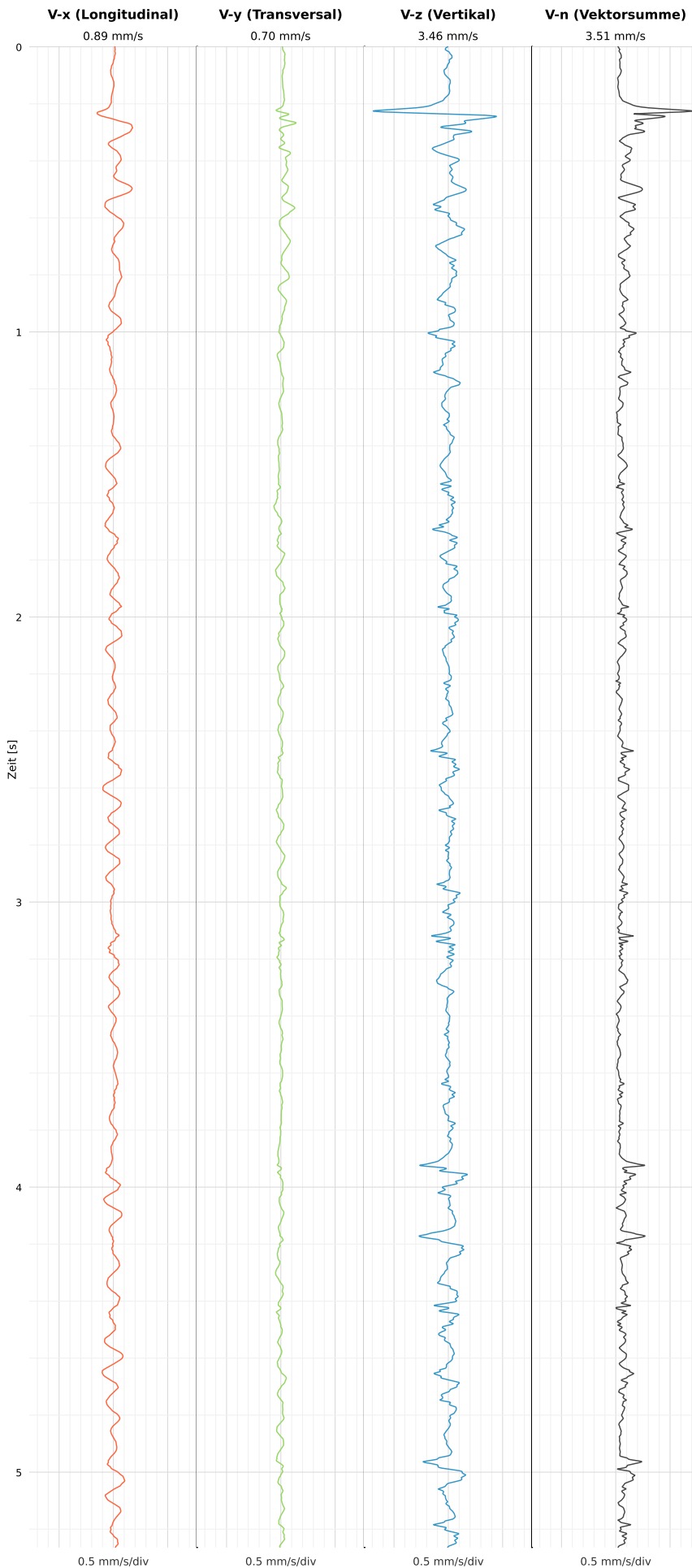


SCHWINGGESCHWINDIGKEIT

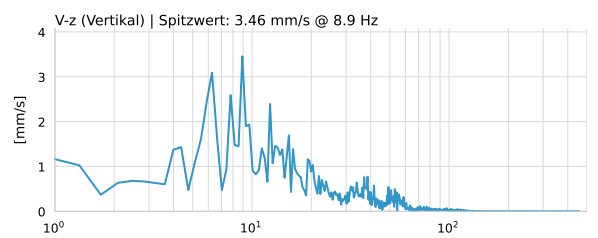
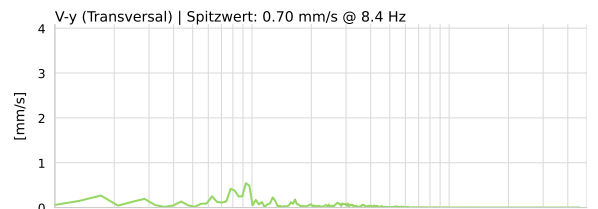
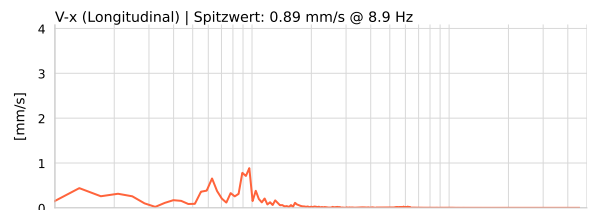


DATEI: 2493-HS-5-11052026-205058_raw.csv

Aufzeichnungsdauer: 5.26 s | Abtastrate: 1000 Hz

Datum	11.05.2026
Zeit	22:50:58
Event-ID	2493-HS-5-11052026-205058
Status	Hinweis
X	0.89 mm/s @ 8.9 Hz
Y	0.70 mm/s @ 8.4 Hz
Z	3.46 mm/s @ 8.9 Hz
Vn	3.51 mm/s @ 8.9 Hz

SPEKTRALANALYSE - KOMPONENTEN FFT



Kanal	Spitzwert	Spektrum 25%	Spektrum 50%	Spektrum 75%
X	8.9 Hz	5.5 Hz	8.9 Hz	11.6 Hz
Y	8.4 Hz	7.0 Hz	11.2 Hz	29.1 Hz
Z	8.9 Hz	8.5 Hz	15.4 Hz	33.6 Hz

SPEKTRALANALYSE - FFT (DIN 4150-3)

