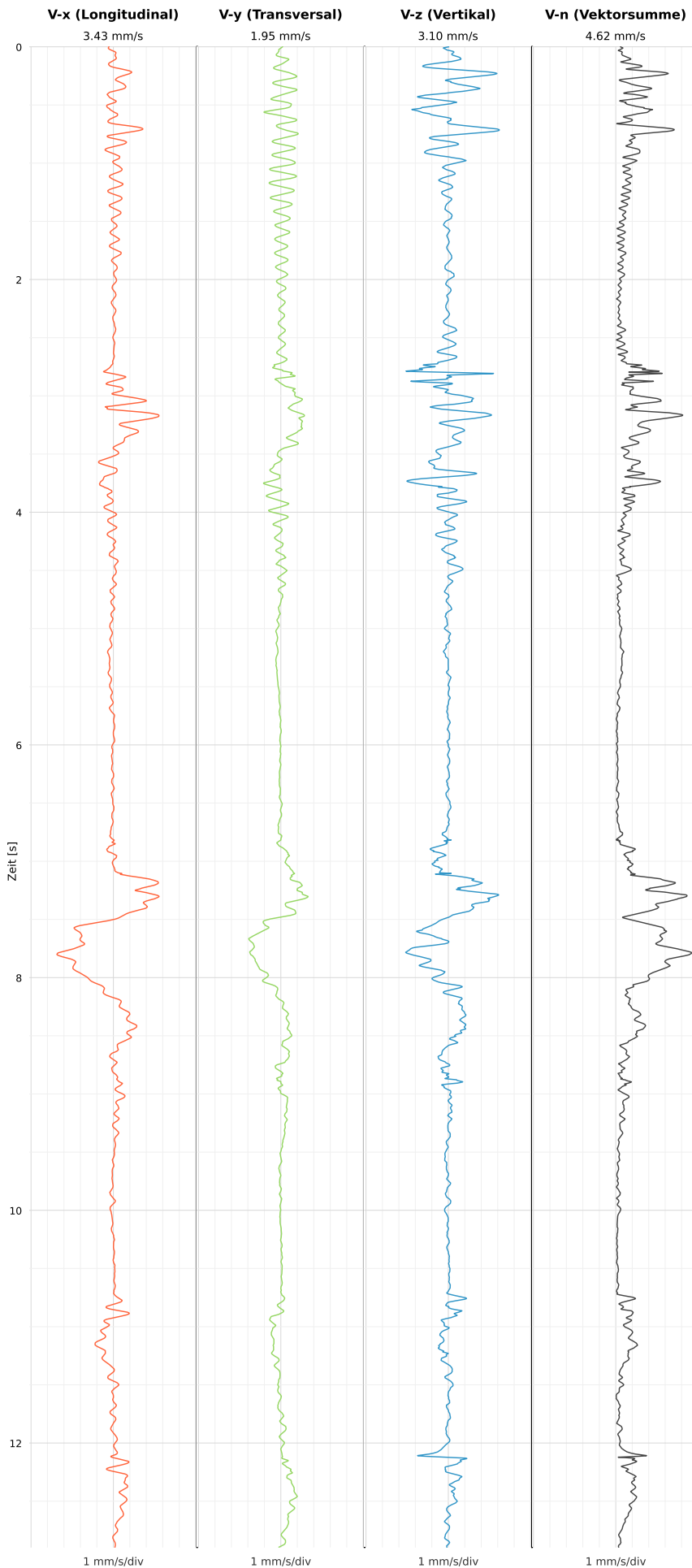


SCHWINGGESCHWINDIGKEIT

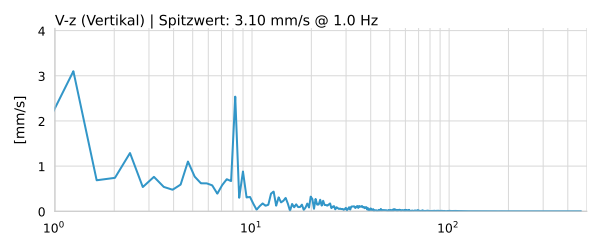
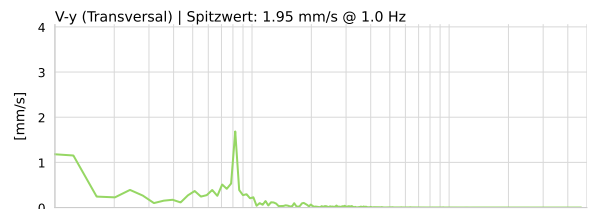
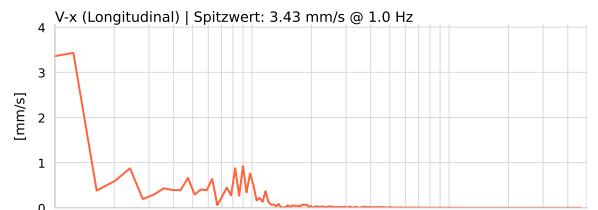


DATEI: 2493-HS-5-11052026-205754_raw.csv

Aufzeichnungsdauer: 12.90 s | Abtastrate: 1000 Hz

Datum	11.05.2026
Zeit	22:57:54
Event-ID	2493-HS-5-11052026-205754
Status	Hinweis
X	3.43 mm/s @ 1.0 Hz
Y	1.95 mm/s @ 1.0 Hz
Z	3.10 mm/s @ 1.0 Hz
Vn	4.62 mm/s @ 1.0 Hz

SPEKTRALANALYSE - KOMPONENTEN FFT



Kanal	Spitzwert	Spektrum 25%	Spektrum 50%	Spektrum 75%
X	1.0 Hz	0.9 Hz	2.4 Hz	9.0 Hz
Y	1.0 Hz	0.9 Hz	6.3 Hz	9.0 Hz
Z	1.0 Hz	2.4 Hz	7.8 Hz	18.3 Hz

SPEKTRALANALYSE - FFT (DIN 4150-3)

