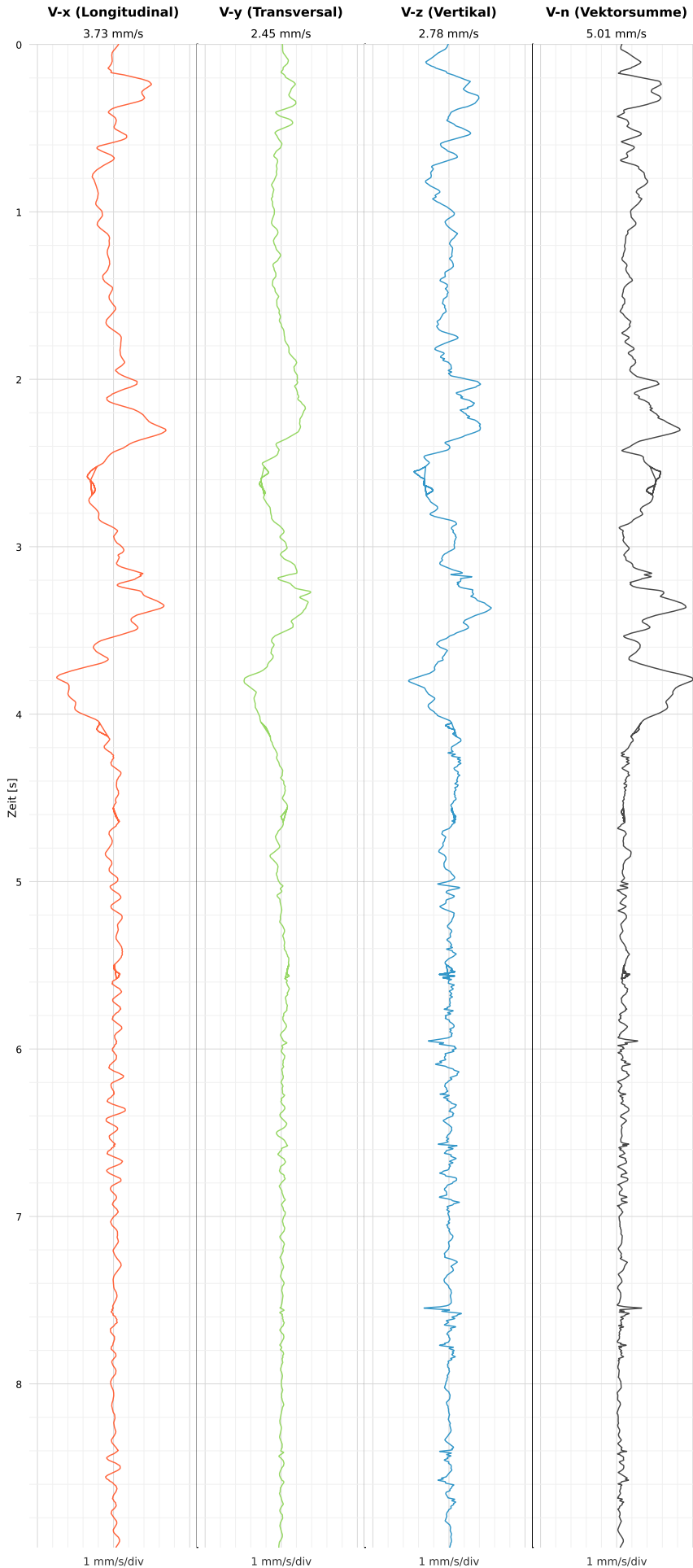


SCHWINGGESCHWINDIGKEIT

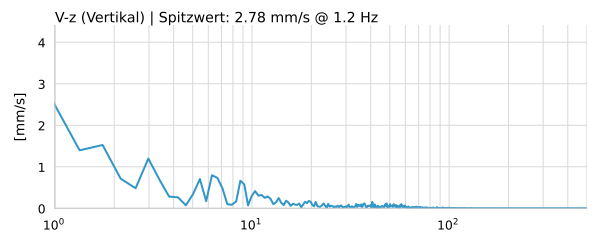
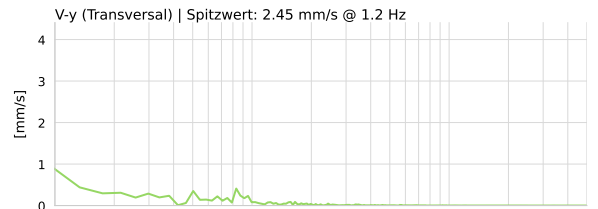
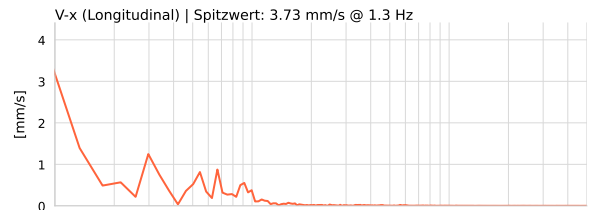


DATEI: 2493-HS-5-11052026-214612_raw.csv

Aufzeichnungsdauer: 8.98 s | Abtastrate: 1000 Hz

Datum	11.05.2026
Zeit	23:46:12
Event-ID	2493-HS-5-11052026-214612
Status	Hinweis
X	3.73 mm/s @ 1.3 Hz
Y	2.45 mm/s @ 1.2 Hz
Z	2.78 mm/s @ 1.2 Hz
Vn	5.01 mm/s @ 1.0 Hz

SPEKTRALANALYSE - KOMPONENTEN FFT



Kanal	Spitzwert	Spektrum 25%	Spektrum 50%	Spektrum 75%
X	1.3 Hz	0.9 Hz	3.0 Hz	7.9 Hz
Y	1.2 Hz	0.5 Hz	3.0 Hz	12.0 Hz
Z	1.2 Hz	1.3 Hz	6.3 Hz	19.8 Hz

SPEKTRALANALYSE - FFT (DIN 4150-3)

