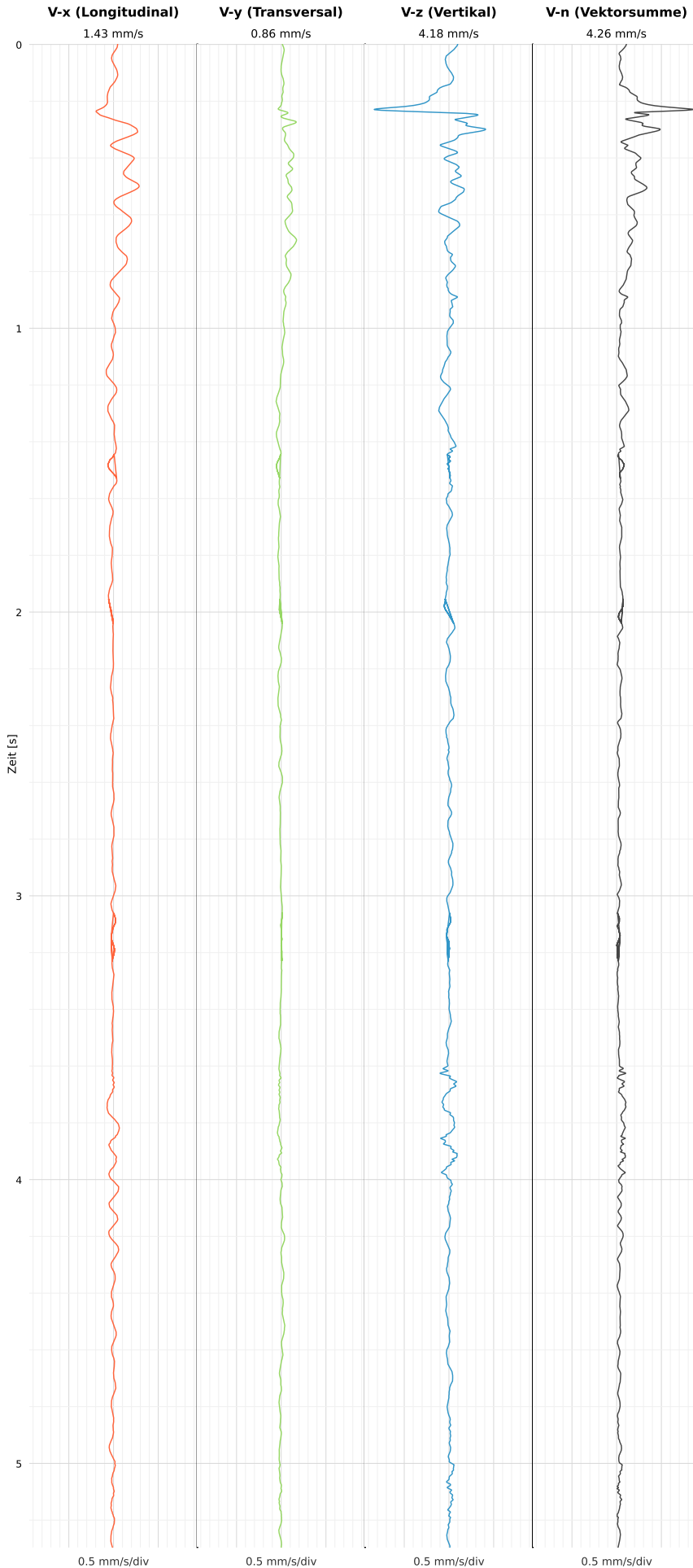


## SCHWINGGESCHWINDIGKEIT

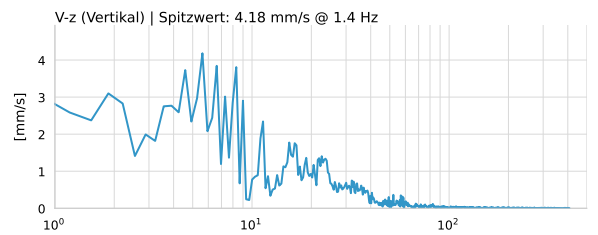
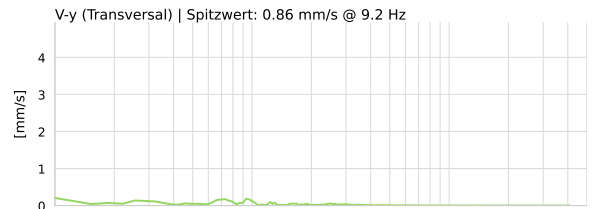
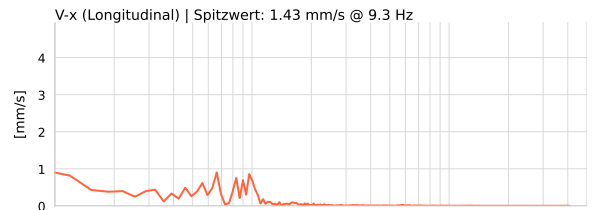


DATEI: 2493-HS-5-11052026-214645\_raw.csv

Aufzeichnungsdauer: 5.30 s | Abtastrate: 1000 Hz

Datum	11.05.2026
Zeit	23:46:45
Event-ID	2493-HS-5-11052026-214645
Status	Hinweis
X	1.43 mm/s @ 9.3 Hz
Y	0.86 mm/s @ 9.2 Hz
Z	4.18 mm/s @ 1.4 Hz
Vn	4.26 mm/s @ 8.5 Hz

## SPEKTRALANALYSE - KOMPONENTEN FFT



Kanal	Spitzwert	Spektrum 25%	Spektrum 50%	Spektrum 75%
X	9.3 Hz	1.9 Hz	6.6 Hz	10.7 Hz
Y	9.2 Hz	1.2 Hz	9.0 Hz	25.3 Hz
Z	1.4 Hz	5.6 Hz	15.1 Hz	29.0 Hz

## SPEKTRALANALYSE - FFT (DIN 4150-3)

