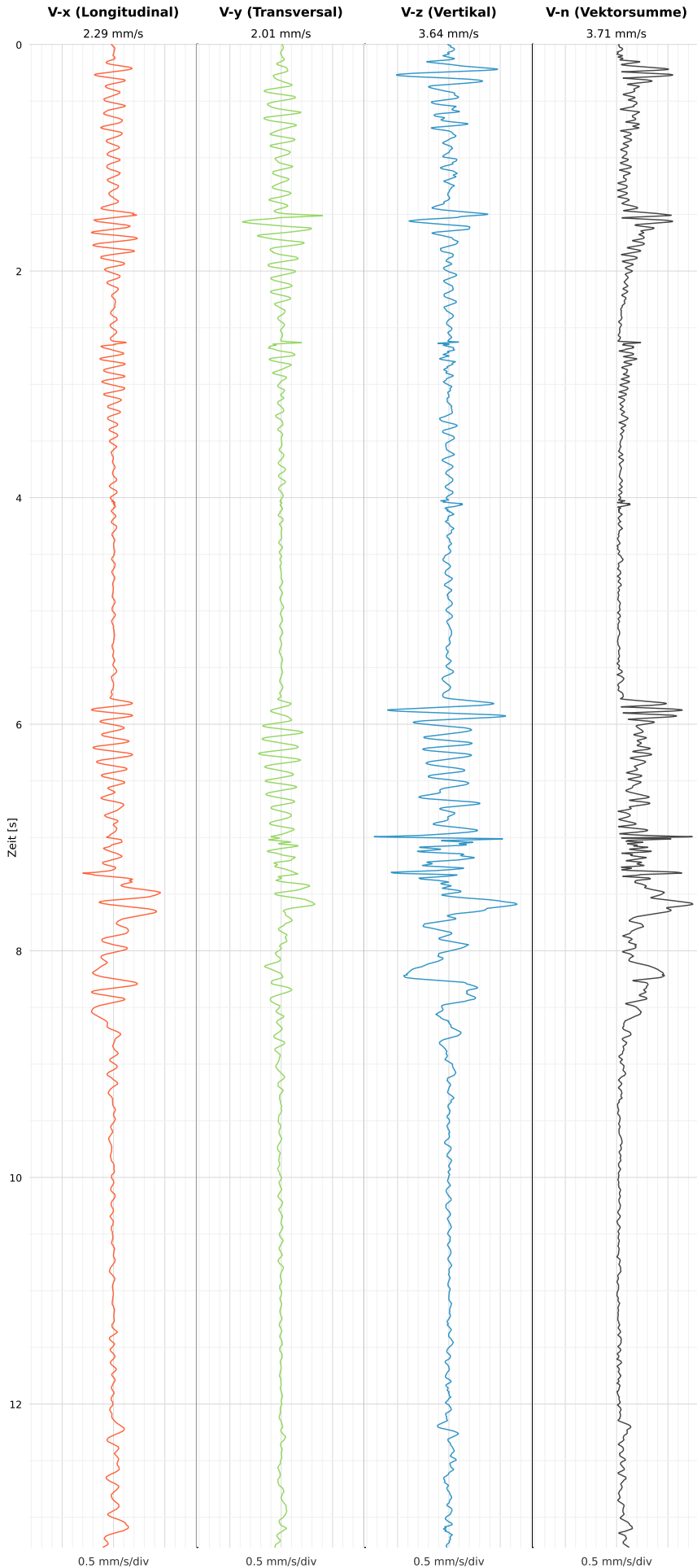


## SCHWINGGESCHWINDIGKEIT

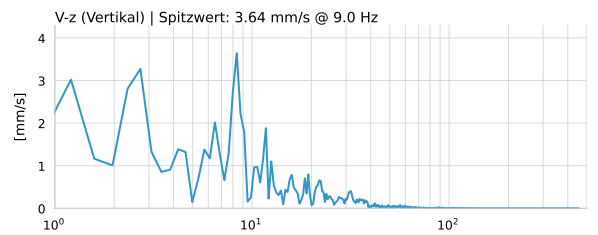
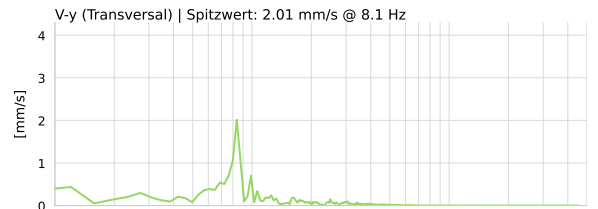
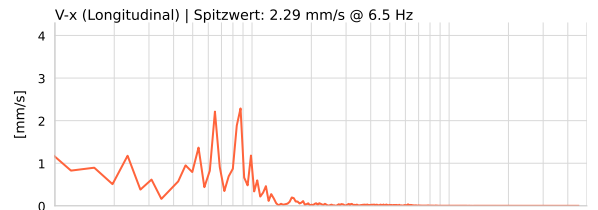


DATEI: 2493-HS-5-11052026-220639\_raw.csv

Aufzeichnungsdauer: 13.26 s | Abtastrate: 1000 Hz

Datum	12.05.2026
Zeit	00:06:39
Event-ID	2493-HS-5-11052026-220639
Status	Hinweis
X	2.29 mm/s @ 6.5 Hz
Y	2.01 mm/s @ 8.1 Hz
Z	3.64 mm/s @ 9.0 Hz
Vn	3.71 mm/s @ 9.0 Hz

## SPEKTRALANALYSE - KOMPONENTEN FFT



Kanal	Spitzwert	Spektrum 25%	Spektrum 50%	Spektrum 75%
X	6.5 Hz	3.8 Hz	6.9 Hz	9.9 Hz
Y	8.1 Hz	6.5 Hz	8.4 Hz	17.4 Hz
Z	9.0 Hz	4.2 Hz	8.7 Hz	19.3 Hz

## SPEKTRALANALYSE - FFT (DIN 4150-3)

