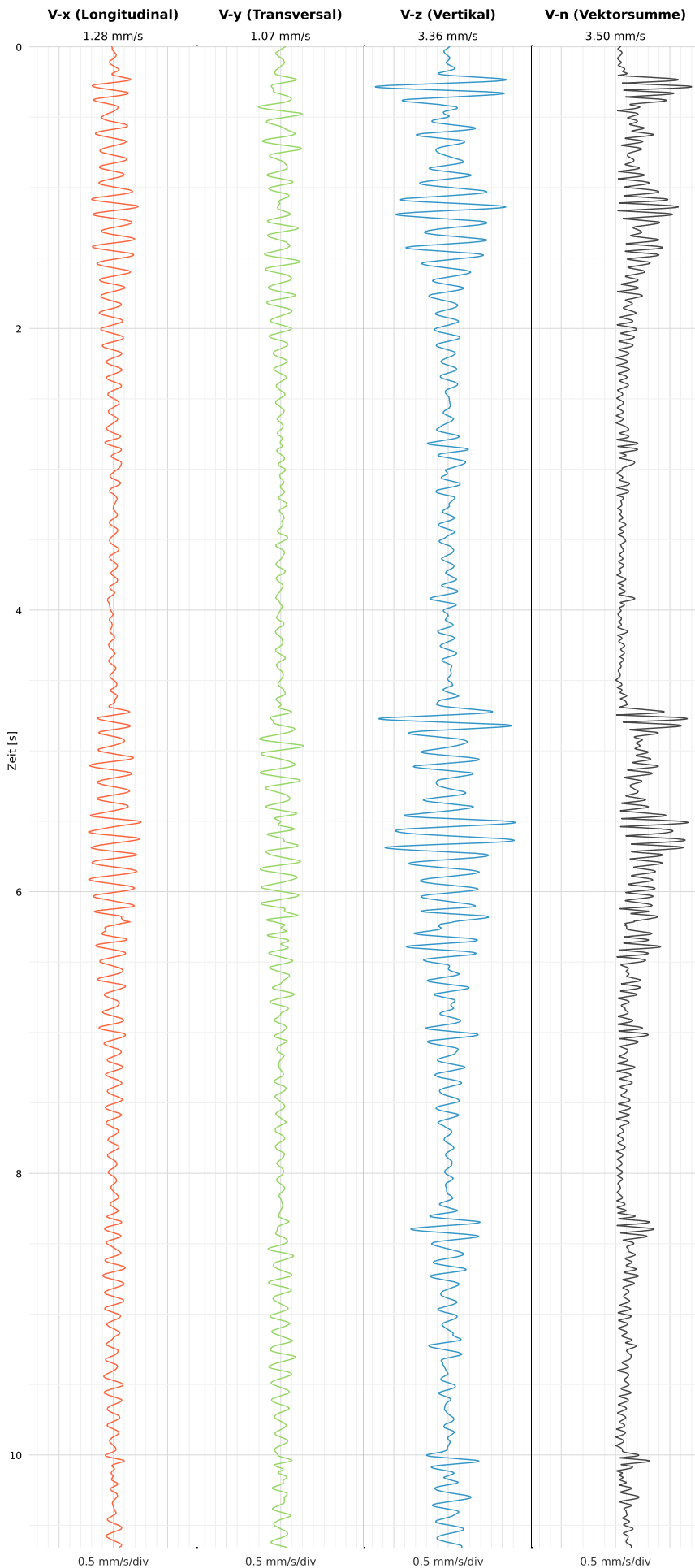


## SCHWINGGESCHWINDIGKEIT

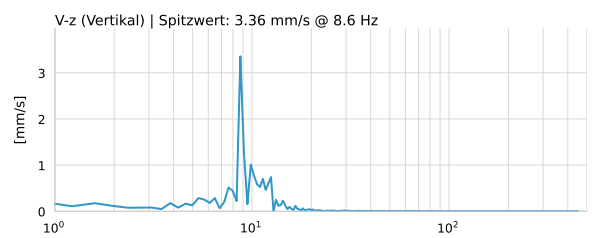
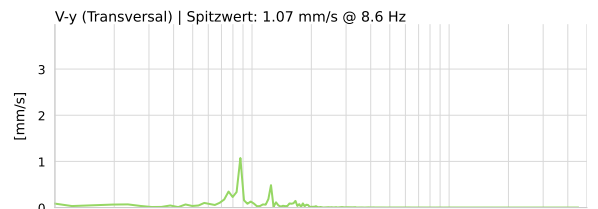
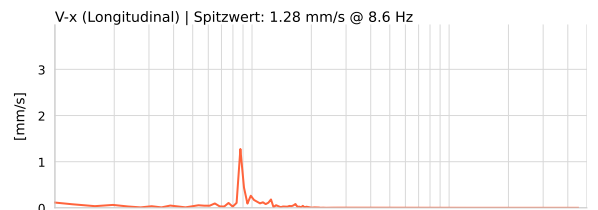


DATEI: 2493-HS-5-11052026-221101\_raw.csv

Aufzeichnungsdauer: 10.66 s | Abtastrate: 1000 Hz

Datum	12.05.2026
Zeit	00:11:01
Event-ID	2493-HS-5-11052026-221101
Status	Hinweis
X	1.28 mm/s @ 8.6 Hz
Y	1.07 mm/s @ 8.6 Hz
Z	3.36 mm/s @ 8.6 Hz
Vn	3.50 mm/s @ 8.6 Hz

## SPEKTRALANALYSE - KOMPONENTEN FFT



Kanal	Spitzwert	Spektrum 25%	Spektrum 50%	Spektrum 75%
X	8.6 Hz	8.7 Hz	9.1 Hz	12.5 Hz
Y	8.6 Hz	7.6 Hz	8.7 Hz	13.2 Hz
Z	8.6 Hz	8.7 Hz	9.1 Hz	12.1 Hz

## SPEKTRALANALYSE - FFT (DIN 4150-3)

