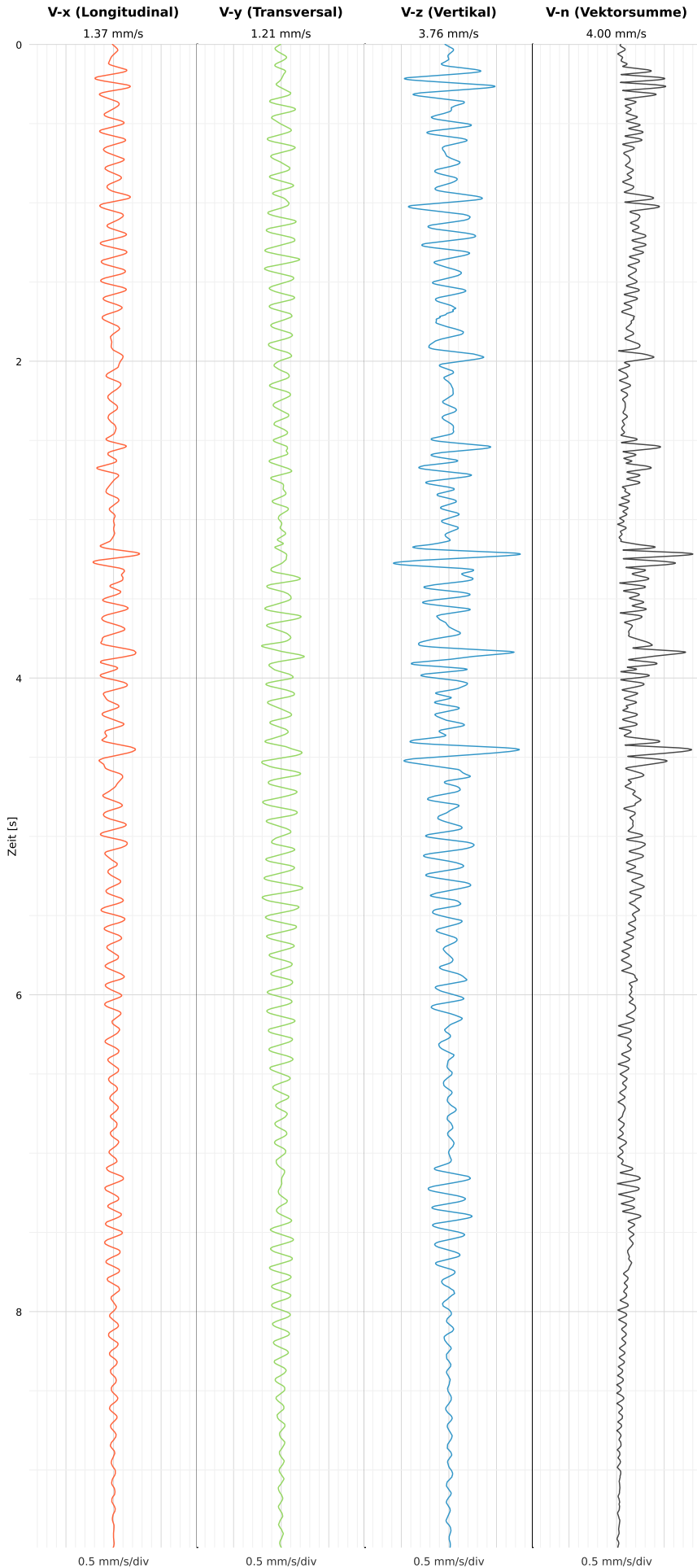


## SCHWINGGESCHWINDIGKEIT

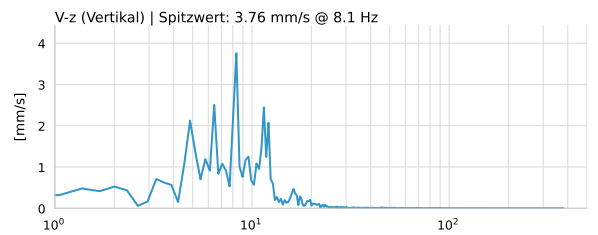
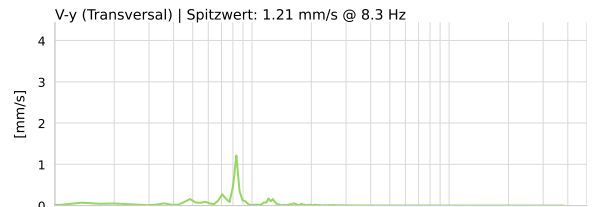
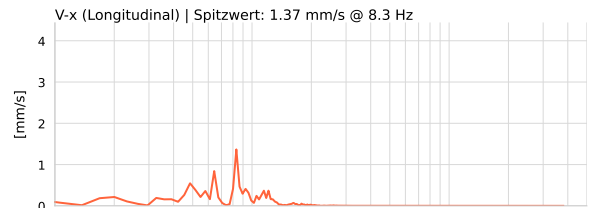


DATEI: 2493-HS-5-12052026-061902\_raw.csv

Aufzeichnungsdauer: 9.49 s | Abtastrate: 1000 Hz

Datum	12.05.2026
Zeit	08:19:02
Event-ID	2493-HS-5-12052026-061902
Status	Hinweis
X	1.37 mm/s @ 8.3 Hz
Y	1.21 mm/s @ 8.3 Hz
Z	3.76 mm/s @ 8.1 Hz
Vn	4.00 mm/s @ 8.1 Hz

## SPEKTRALANALYSE - KOMPONENTEN FFT



Kanal	Spitzwert	Spektrum 25%	Spektrum 50%	Spektrum 75%
X	8.3 Hz	5.5 Hz	8.3 Hz	11.2 Hz
Y	8.3 Hz	7.4 Hz	8.3 Hz	12.1 Hz
Z	8.1 Hz	6.1 Hz	8.3 Hz	11.8 Hz

## SPEKTRALANALYSE - FFT (DIN 4150-3)

