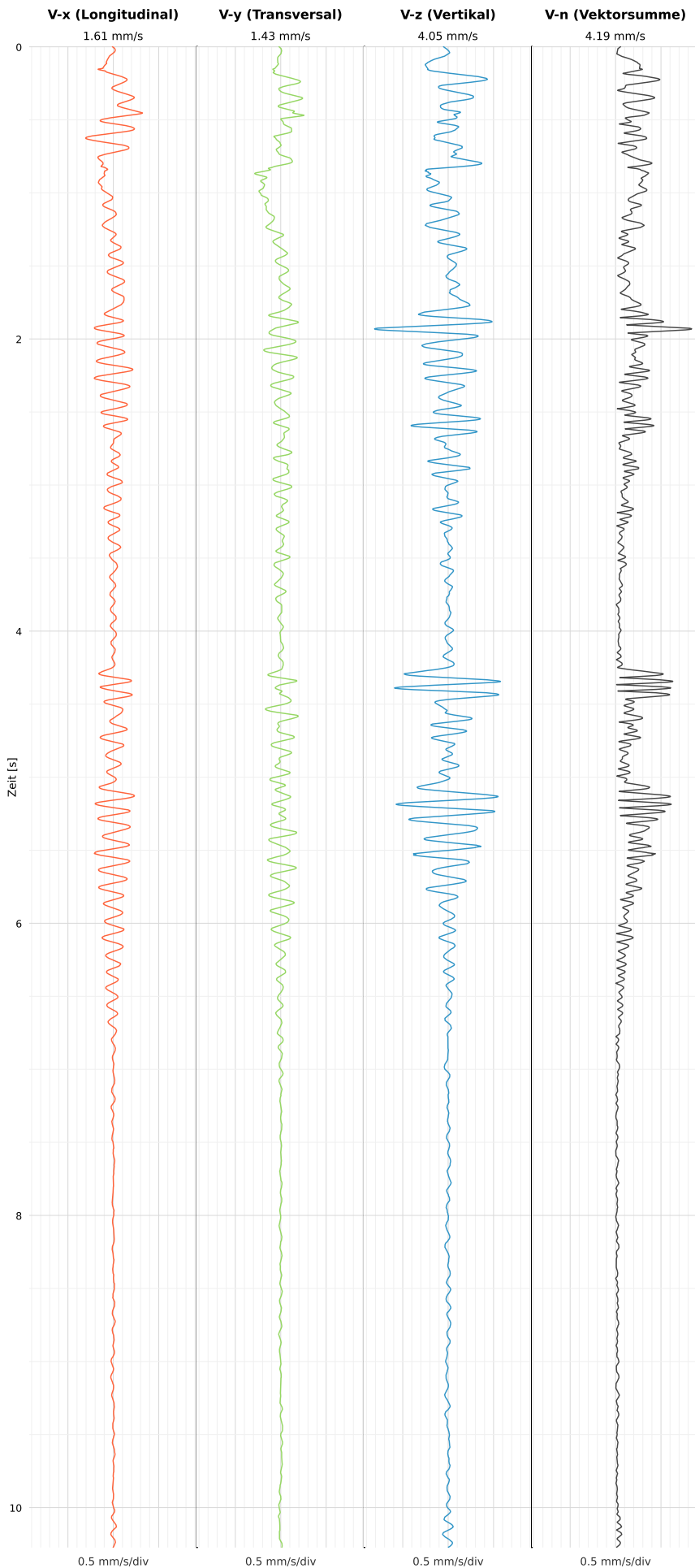


SCHWINGGESCHWINDIGKEIT

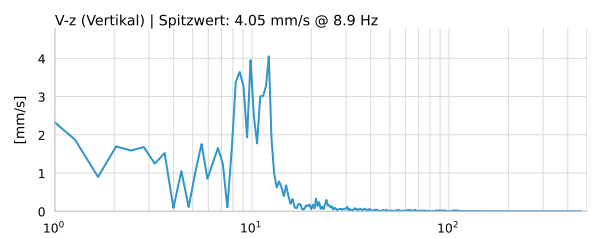
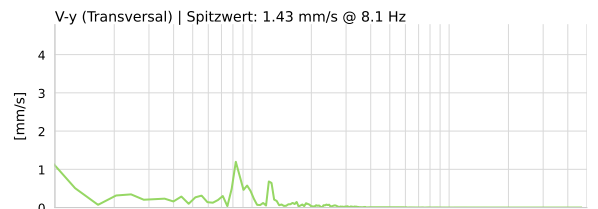
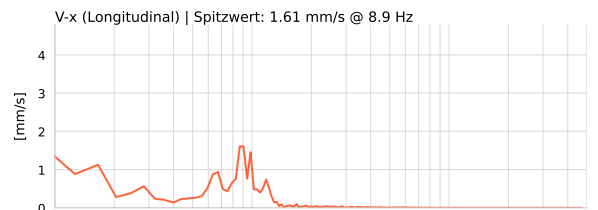


DATEI: 2493-HS-5-12052026-062723_raw.csv

Aufzeichnungsdauer: 10.27 s | Abtastrate: 1000 Hz

| | |
|----------|---------------------------|
| Datum | 12.05.2026 |
| Zeit | 08:27:23 |
| Event-ID | 2493-HS-5-12052026-062723 |
| Status | Hinweis |
| X | 1.61 mm/s @ 8.9 Hz |
| Y | 1.43 mm/s @ 8.1 Hz |
| Z | 4.05 mm/s @ 8.9 Hz |
| Vn | 4.19 mm/s @ 8.9 Hz |

SPEKTRALANALYSE - KOMPONENTEN FFT



| Kanal | Spitzwert | Spektrum 25% | Spektrum 50% | Spektrum 75% |
|-------|-----------|--------------|--------------|--------------|
| X | 8.9 Hz | 3.2 Hz | 8.3 Hz | 10.6 Hz |
| Y | 8.1 Hz | 2.4 Hz | 8.3 Hz | 12.6 Hz |
| Z | 8.9 Hz | 5.9 Hz | 9.8 Hz | 12.2 Hz |

SPEKTRALANALYSE - FFT (DIN 4150-3)

