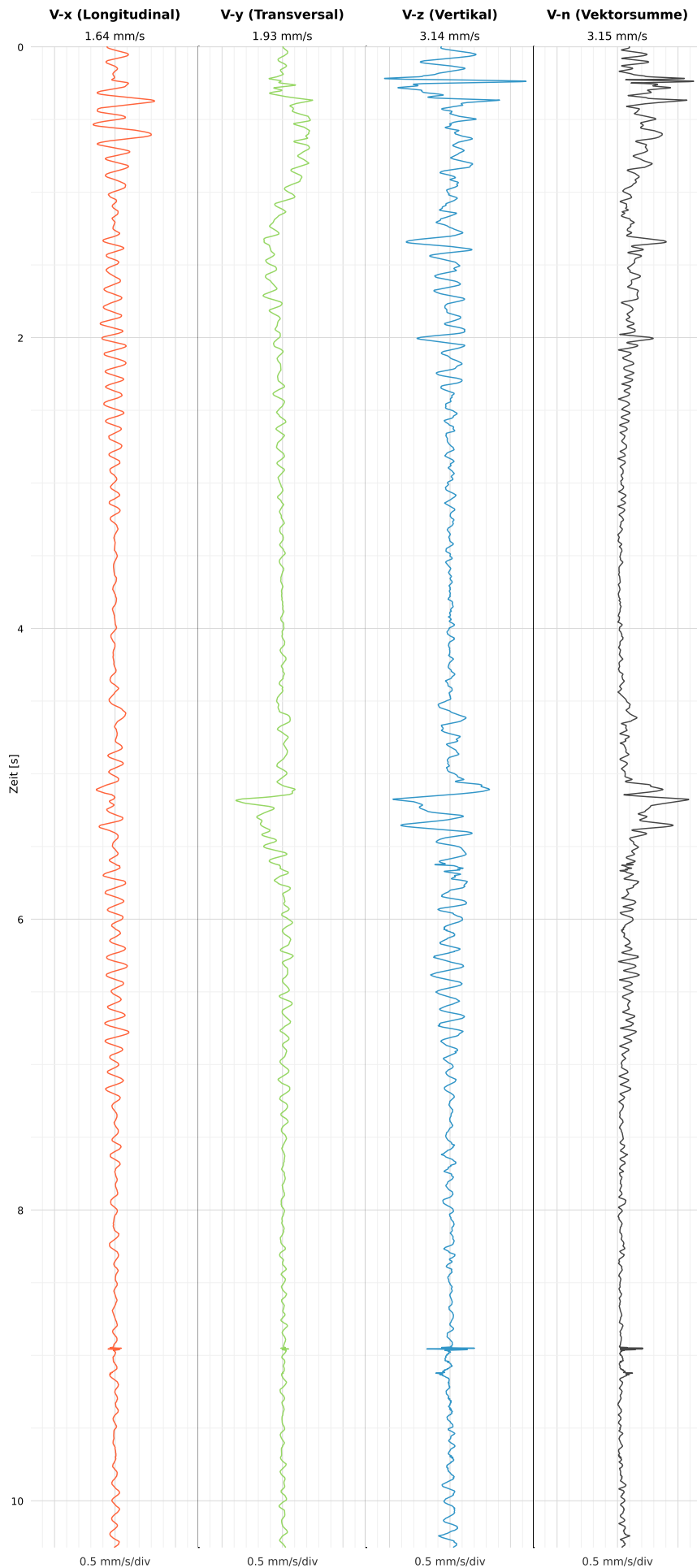


## SCHWINGGESCHWINDIGKEIT

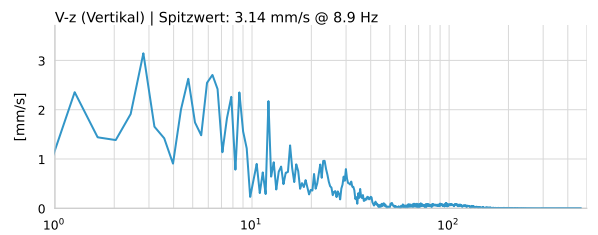
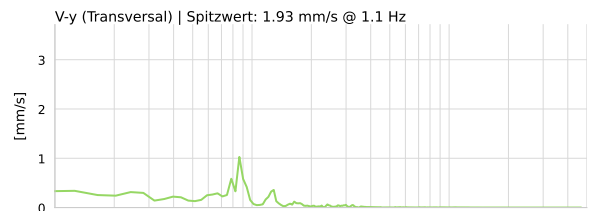
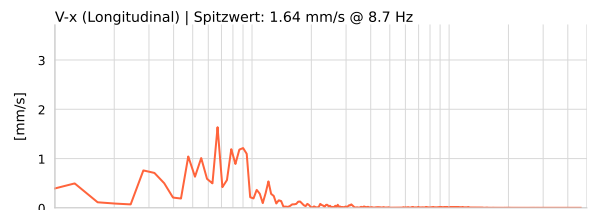


DATEI: 2493-HS-5-12052026-063118\_raw.csv

Aufzeichnungsdauer: 10.32 s | Abtastrate: 1000 Hz

Datum	12.05.2026
Zeit	08:31:18
Event-ID	2493-HS-5-12052026-063118
Status	Hinweis
X	1.64 mm/s @ 8.7 Hz
Y	1.93 mm/s @ 1.1 Hz
Z	3.14 mm/s @ 8.9 Hz
Vn	3.15 mm/s @ 8.9 Hz

## SPEKTRALANALYSE - KOMPONENTEN FFT



Kanal	Spitzwert	Spektrum 25%	Spektrum 50%	Spektrum 75%
X	8.7 Hz	5.1 Hz	8.2 Hz	12.5 Hz
Y	1.1 Hz	1.3 Hz	7.8 Hz	12.5 Hz
Z	8.9 Hz	5.9 Hz	13.3 Hz	29.9 Hz

## SPEKTRALANALYSE - FFT (DIN 4150-3)

