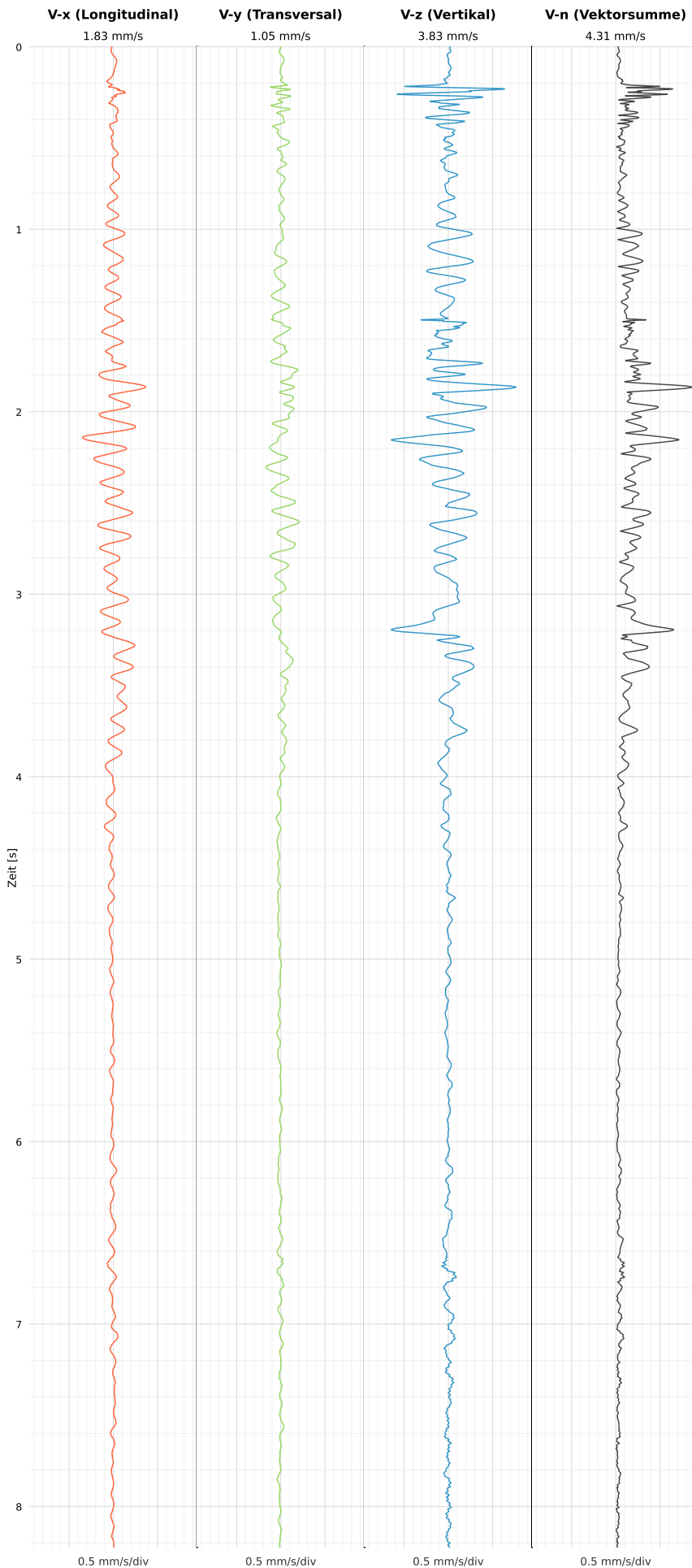


SCHWINGGESCHWINDIGKEIT

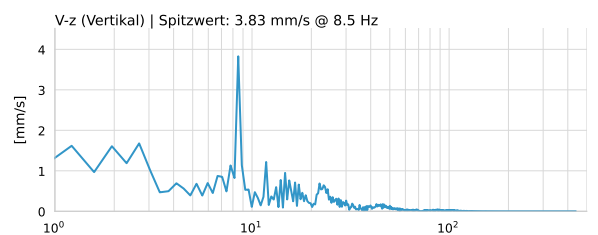
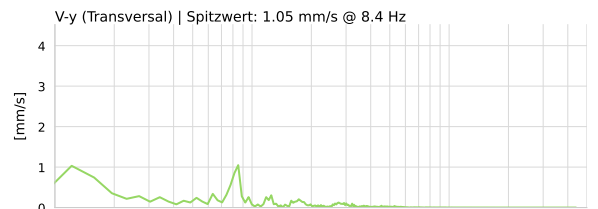
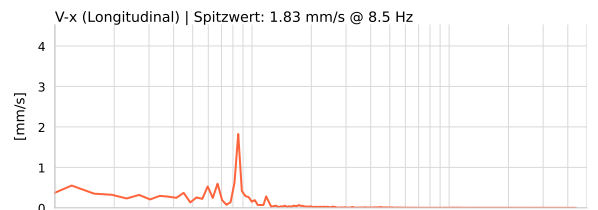


DATEI: 2493-HS-5-12052026-063207_raw.csv

Aufzeichnungsdauer: 8.22 s | Abtastrate: 1000 Hz

Datum	12.05.2026
Zeit	08:32:07
Event-ID	2493-HS-5-12052026-063207
Status	Hinweis
X	1.83 mm/s @ 8.5 Hz
Y	1.05 mm/s @ 8.4 Hz
Z	3.83 mm/s @ 8.5 Hz
Vn	4.31 mm/s @ 8.5 Hz

SPEKTRALANALYSE - KOMPONENTEN FFT



Kanal	Spitzwert	Spektrum 25%	Spektrum 50%	Spektrum 75%
X	8.5 Hz	3.4 Hz	7.8 Hz	10.0 Hz
Y	8.4 Hz	3.0 Hz	8.5 Hz	20.9 Hz
Z	8.5 Hz	6.3 Hz	12.9 Hz	25.3 Hz

SPEKTRALANALYSE - FFT (DIN 4150-3)

