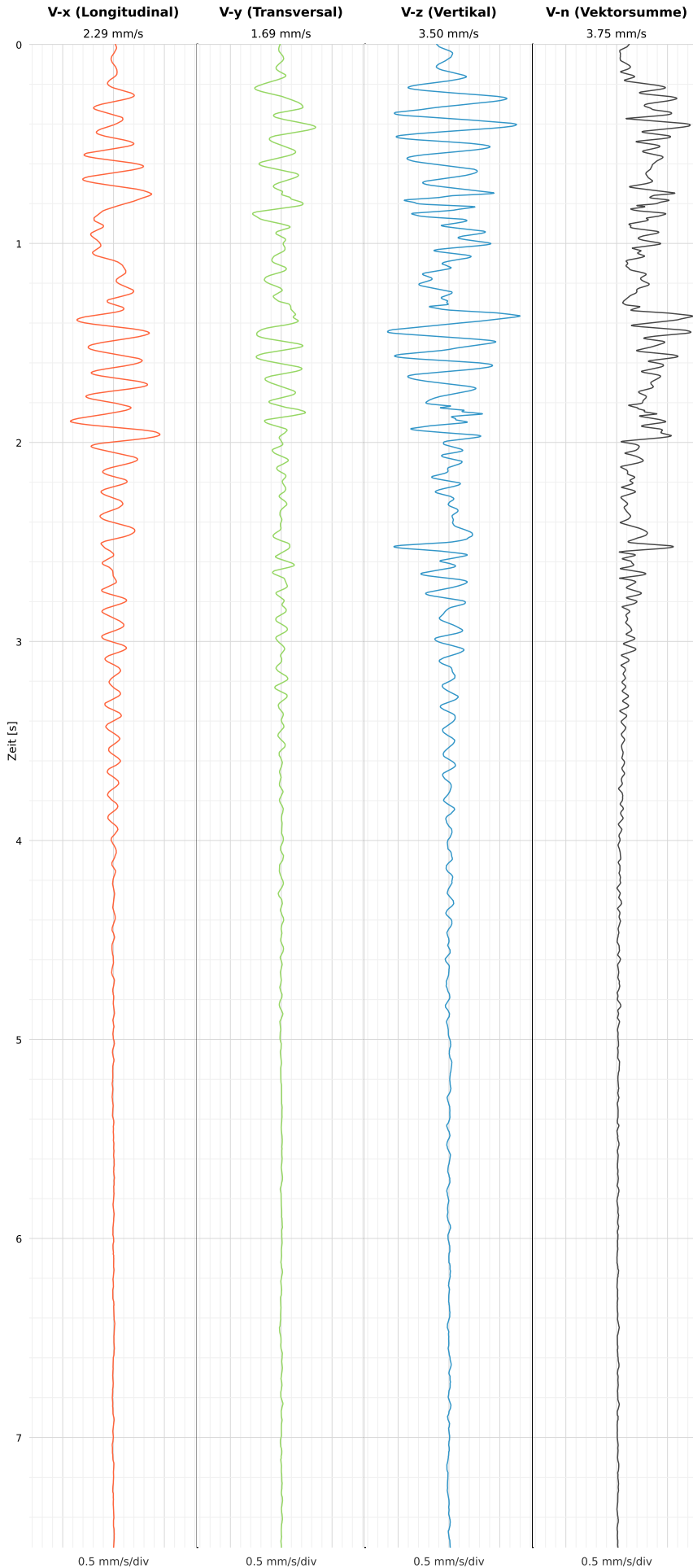


## SCHWINGGESCHWINDIGKEIT

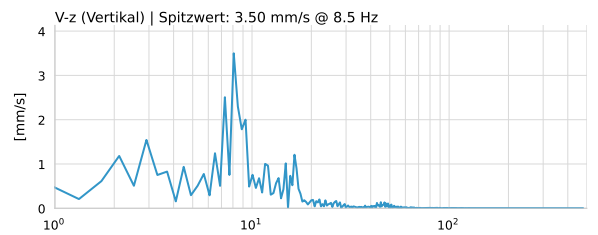
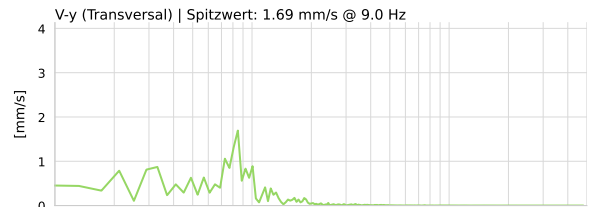
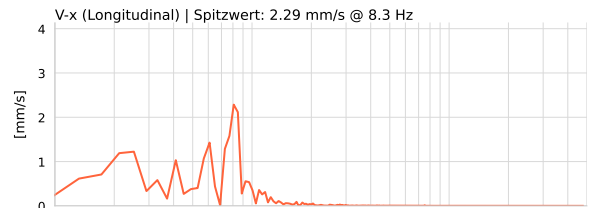


DATEI: 2493-HS-5-12052026-065905\_raw.csv

Aufzeichnungsdauer: 7.55 s | Abtastrate: 1000 Hz

Datum	12.05.2026
Zeit	08:59:05
Event-ID	2493-HS-5-12052026-065905
Status	Hinweis
X	2.29 mm/s @ 8.3 Hz
Y	1.69 mm/s @ 9.0 Hz
Z	3.50 mm/s @ 8.5 Hz
Vn	3.75 mm/s @ 8.5 Hz

## SPEKTRALANALYSE - KOMPONENTEN FFT



Kanal	Spitzwert	Spektrum 25%	Spektrum 50%	Spektrum 75%
X	8.3 Hz	4.1 Hz	7.3 Hz	8.5 Hz
Y	9.0 Hz	4.5 Hz	8.1 Hz	10.5 Hz
Z	8.5 Hz	7.3 Hz	9.3 Hz	16.4 Hz

## SPEKTRALANALYSE - FFT (DIN 4150-3)

