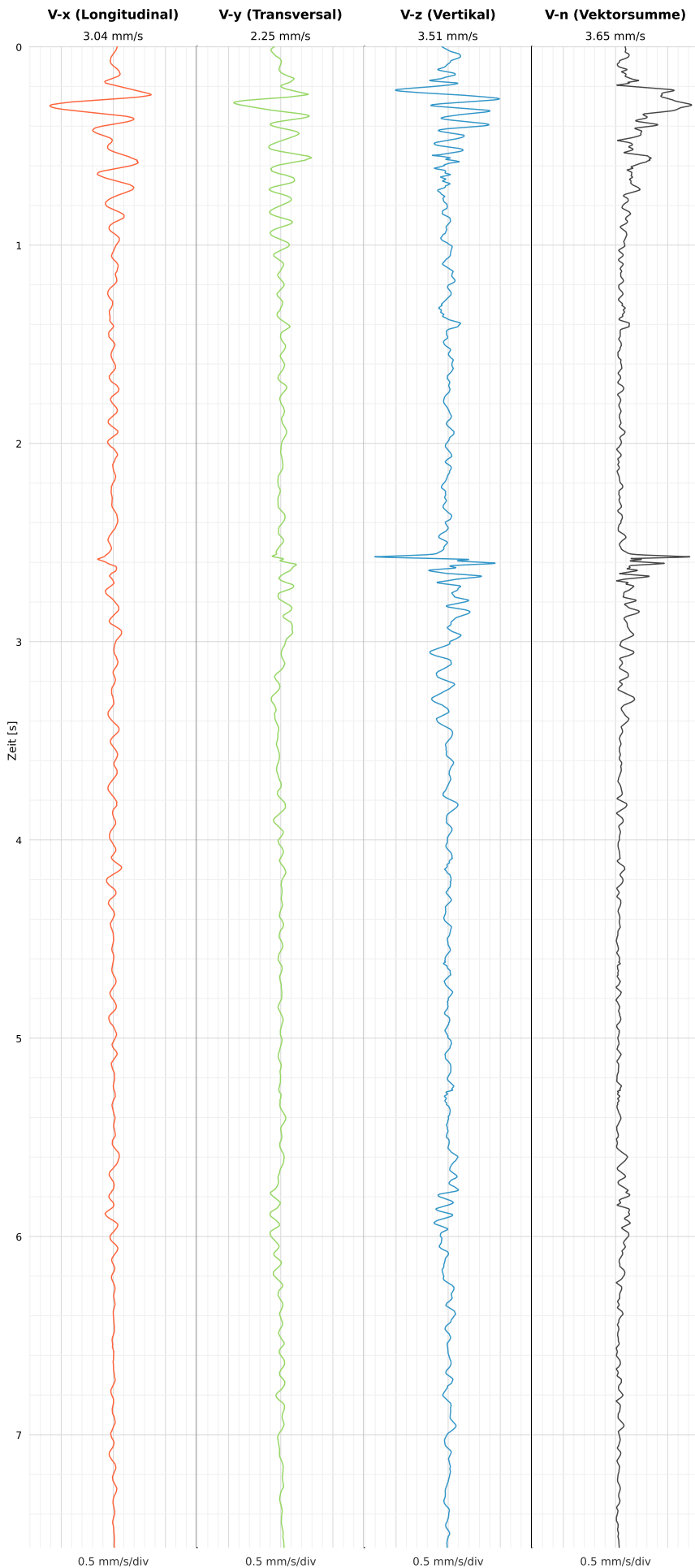


## SCHWINGGESCHWINDIGKEIT

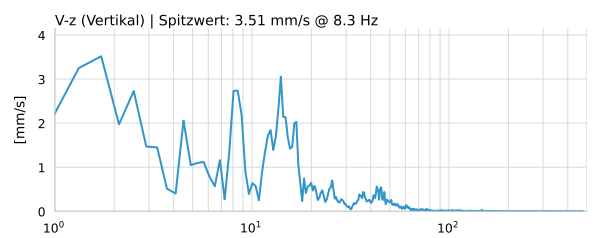
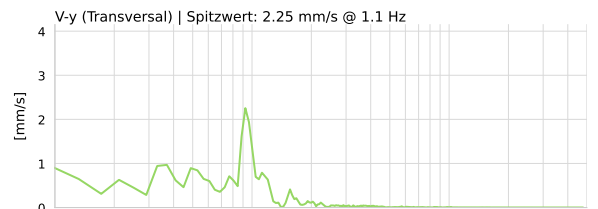
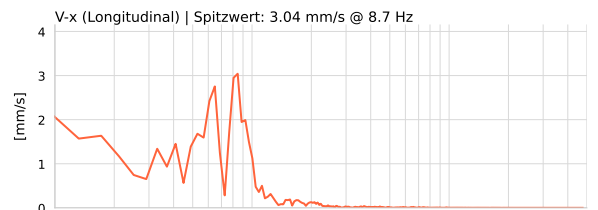


DATEI: 2493-HS-5-12052026-104645\_raw.csv

Aufzeichnungsdauer: 7.57 s | Abtastrate: 1000 Hz

Datum	12.05.2026
Zeit	12:46:45
Event-ID	2493-HS-5-12052026-104645
Status	Hinweis
X	3.04 mm/s @ 8.7 Hz
Y	2.25 mm/s @ 1.1 Hz
Z	3.51 mm/s @ 8.3 Hz
Vn	3.65 mm/s @ 8.3 Hz

## SPEKTRALANALYSE - KOMPONENTEN FFT



Kanal	Spitzwert	Spektrum 25%	Spektrum 50%	Spektrum 75%
X	8.7 Hz	4.1 Hz	6.9 Hz	9.2 Hz
Y	1.1 Hz	4.5 Hz	9.2 Hz	12.4 Hz
Z	8.3 Hz	6.9 Hz	14.0 Hz	25.9 Hz

## SPEKTRALANALYSE - FFT (DIN 4150-3)

