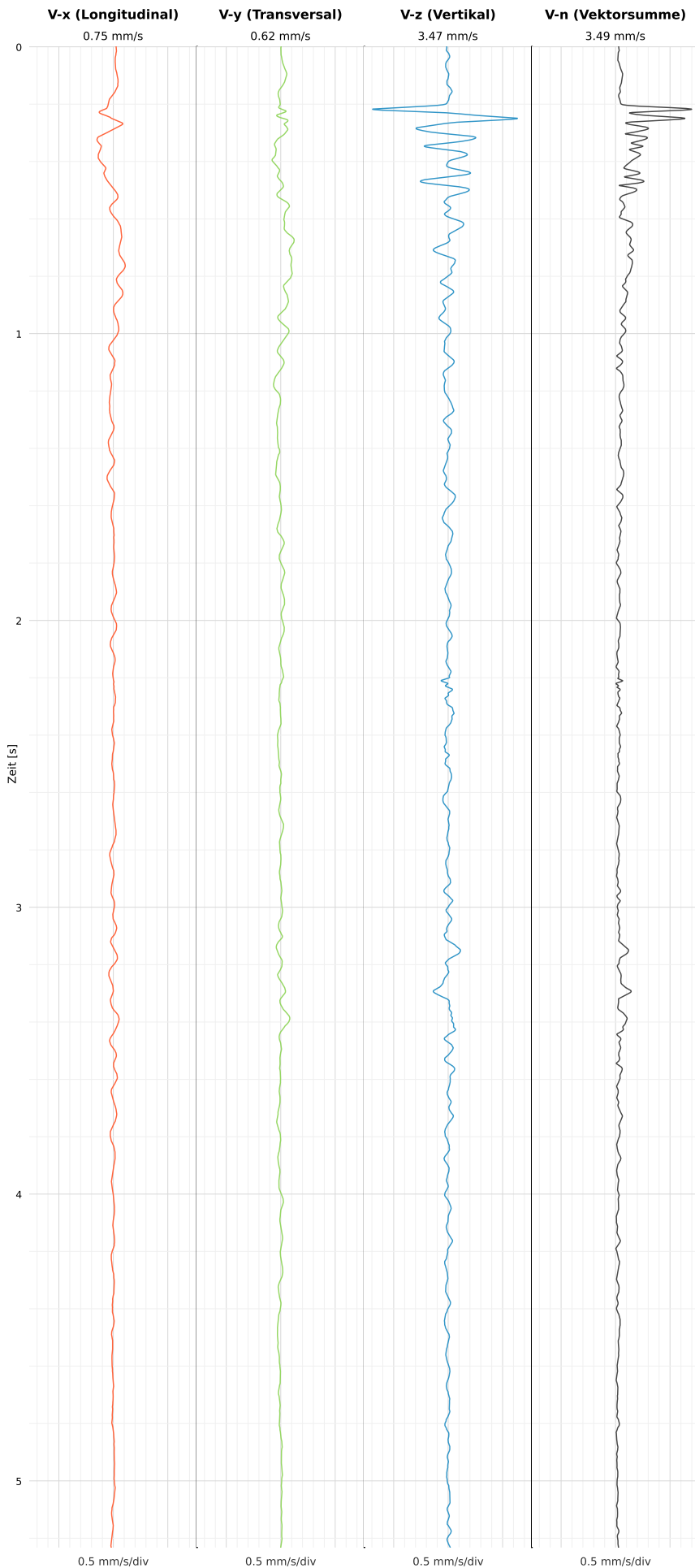


## SCHWINGGESCHWINDIGKEIT

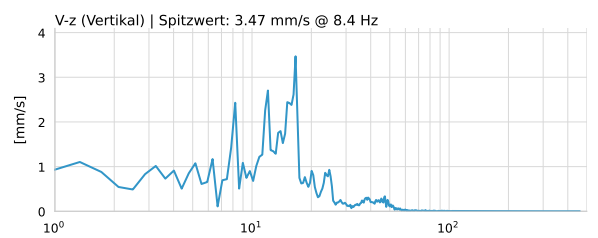
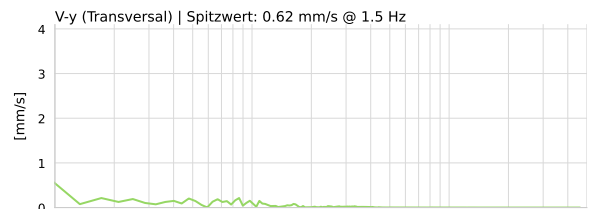
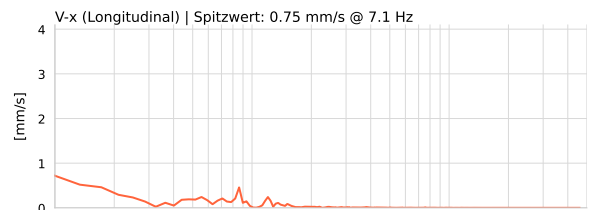


DATEI: 2493-HS-5-12052026-110359\_raw.csv

Aufzeichnungsdauer: 5.23 s | Abtastrate: 1000 Hz

Datum	12.05.2026
Zeit	13:03:59
Event-ID	2493-HS-5-12052026-110359
Status	Hinweis
X	0.75 mm/s @ 7.1 Hz
Y	0.62 mm/s @ 1.5 Hz
Z	3.47 mm/s @ 8.4 Hz
Vn	3.49 mm/s @ 8.4 Hz

## SPEKTRALANALYSE - KOMPONENTEN FFT



Kanal	Spitzwert	Spektrum 25%	Spektrum 50%	Spektrum 75%
X	7.1 Hz	2.1 Hz	7.1 Hz	14.0 Hz
Y	1.5 Hz	2.1 Hz	7.5 Hz	15.9 Hz
Z	8.4 Hz	10.1 Hz	15.5 Hz	23.1 Hz

## SPEKTRALANALYSE - FFT (DIN 4150-3)

