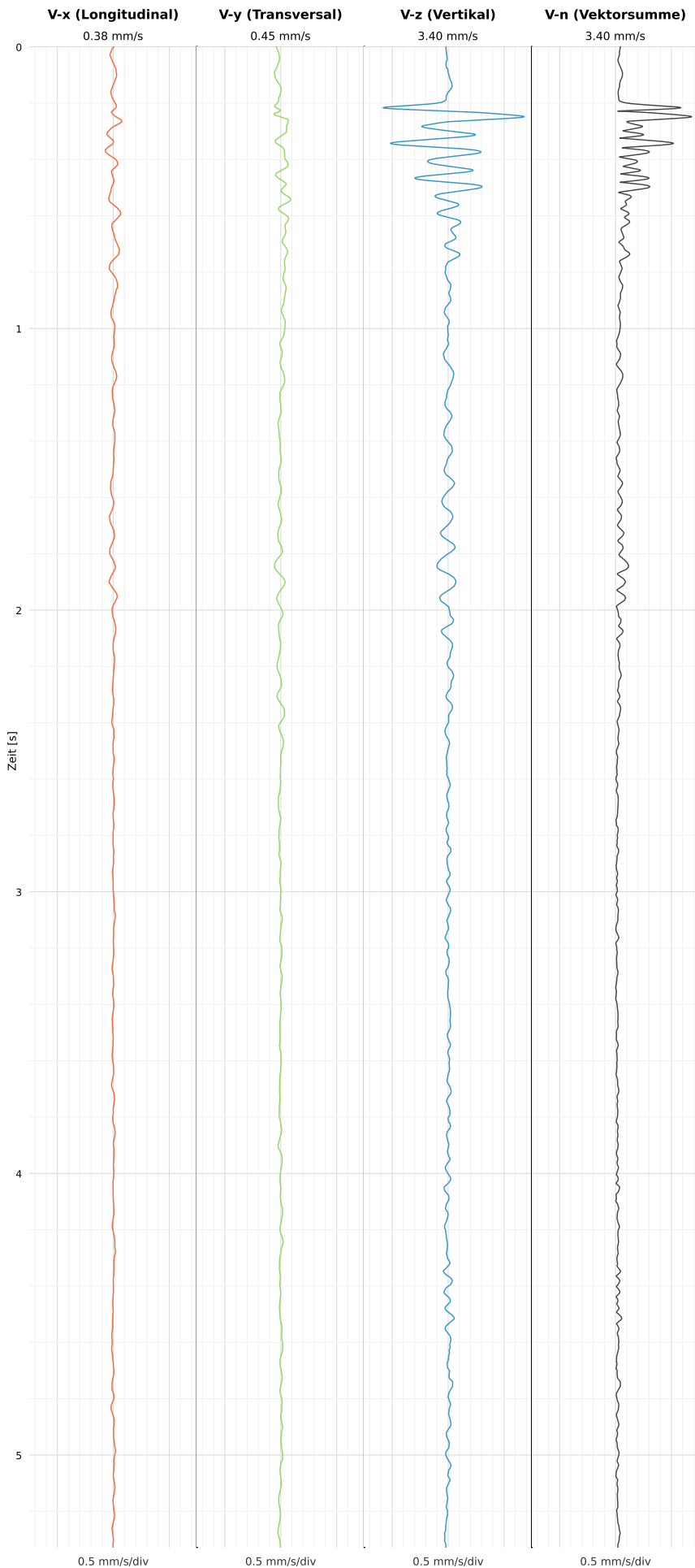


SCHWINGGESCHWINDIGKEIT

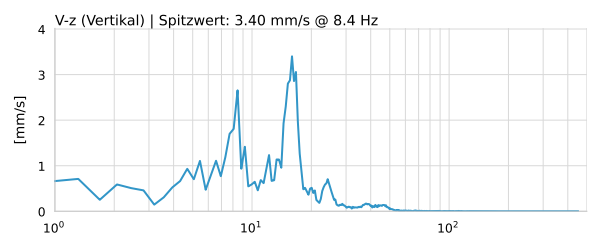
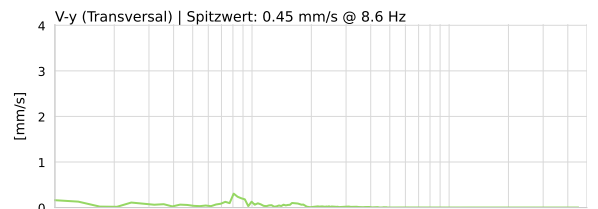
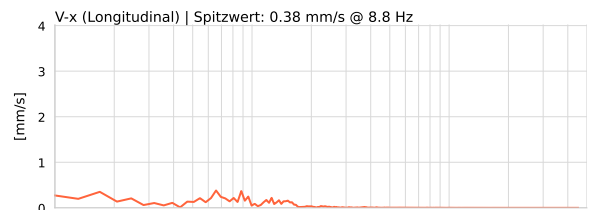


DATEI: 2493-HS-5-12052026-110806_raw.csv

Aufzeichnungsdauer: 5.33 s | Abtastrate: 1000 Hz

Datum	12.05.2026
Zeit	13:08:06
Event-ID	2493-HS-5-12052026-110806
Status	Hinweis
X	0.38 mm/s @ 8.8 Hz
Y	0.45 mm/s @ 8.6 Hz
Z	3.40 mm/s @ 8.4 Hz
Vn	3.40 mm/s @ 8.4 Hz

SPEKTRALANALYSE - KOMPONENTEN FFT



Kanal	Spitzwert	Spektrum 25%	Spektrum 50%	Spektrum 75%
X	8.8 Hz	5.4 Hz	8.8 Hz	15.2 Hz
Y	8.6 Hz	4.7 Hz	9.9 Hz	22.0 Hz
Z	8.4 Hz	8.4 Hz	15.2 Hz	18.2 Hz

SPEKTRALANALYSE - FFT (DIN 4150-3)

