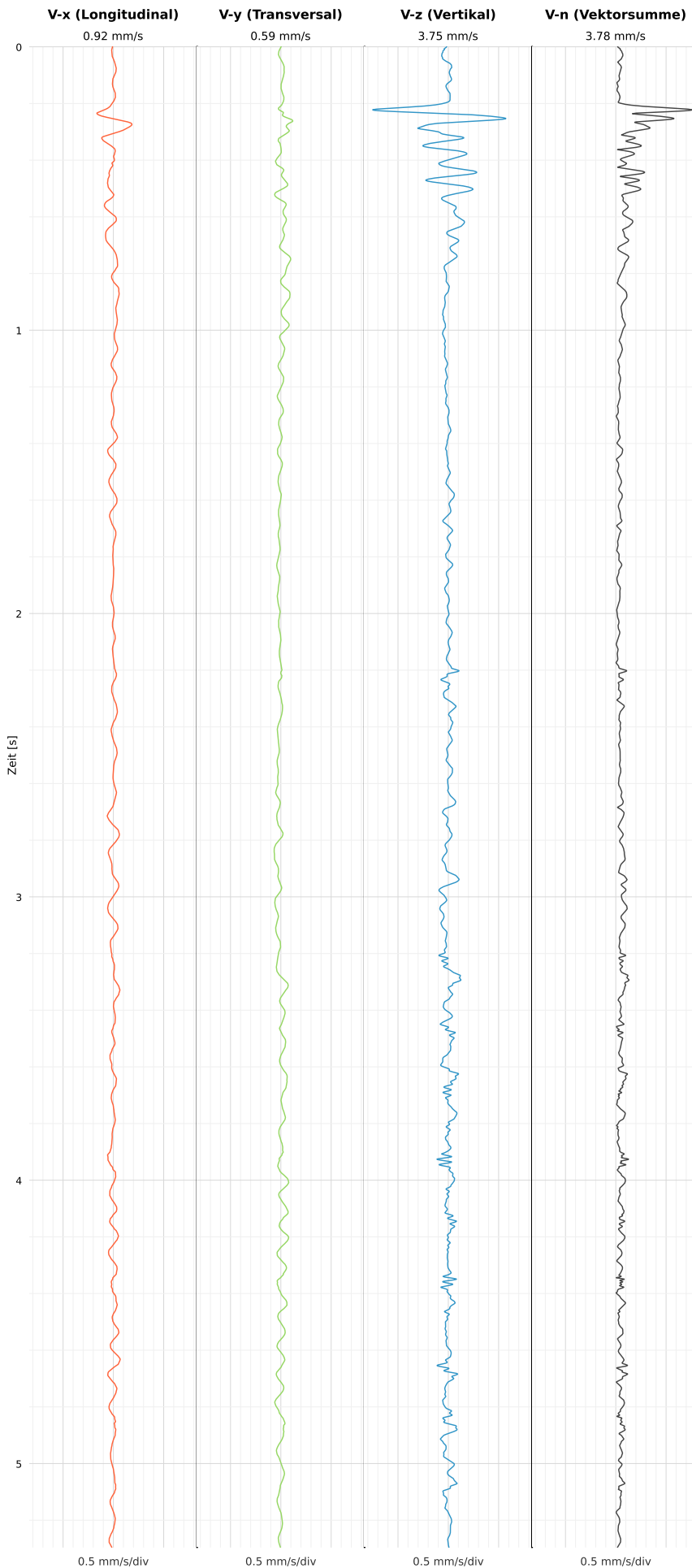


SCHWINGGESCHWINDIGKEIT

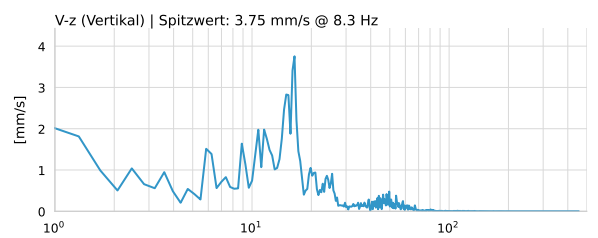
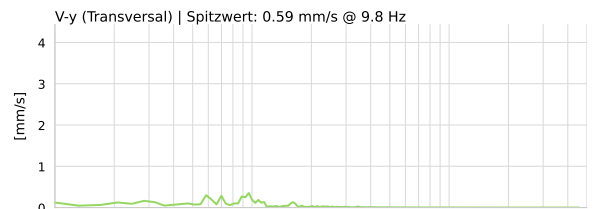
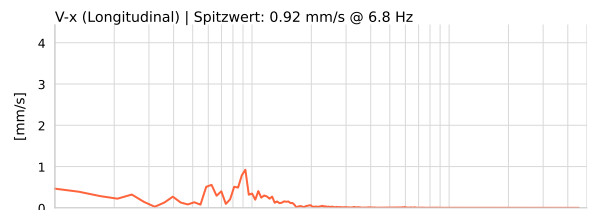


DATEI: 2493-HS-5-12052026-112253_raw.csv

Aufzeichnungsdauer: 5.30 s | Abtastrate: 1000 Hz

Datum	12.05.2026
Zeit	13:22:53
Event-ID	2493-HS-5-12052026-112253
Status	Hinweis
X	0.92 mm/s @ 6.8 Hz
Y	0.59 mm/s @ 9.8 Hz
Z	3.75 mm/s @ 8.3 Hz
Vn	3.78 mm/s @ 8.3 Hz

SPEKTRALANALYSE - KOMPONENTEN FFT



Kanal	Spitzwert	Spektrum 25%	Spektrum 50%	Spektrum 75%
X	6.8 Hz	5.9 Hz	8.9 Hz	12.7 Hz
Y	9.8 Hz	4.0 Hz	8.9 Hz	15.7 Hz
Z	8.3 Hz	10.4 Hz	15.7 Hz	23.6 Hz

SPEKTRALANALYSE - FFT (DIN 4150-3)

