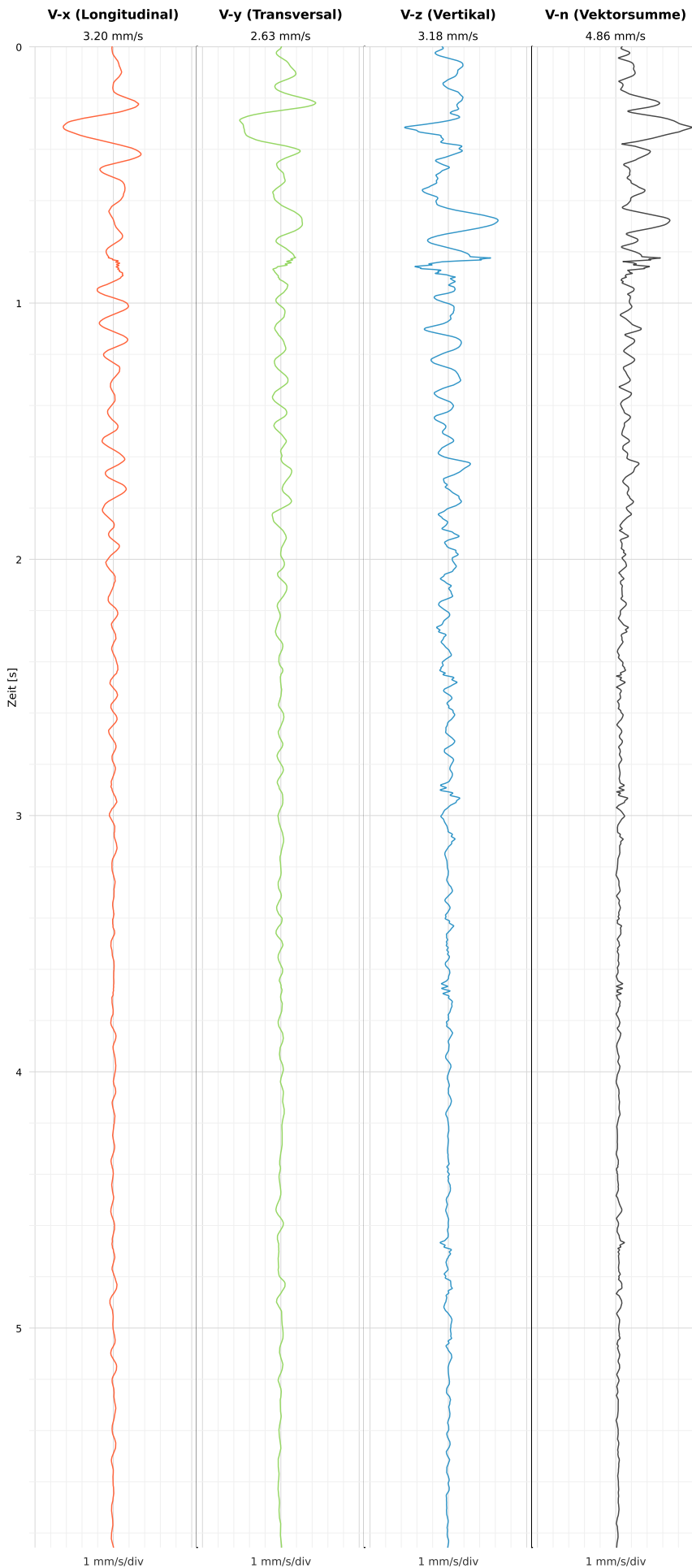


SCHWINGGESCHWINDIGKEIT

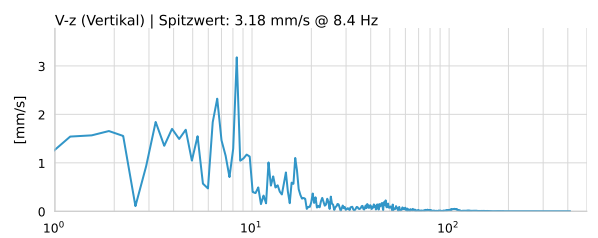
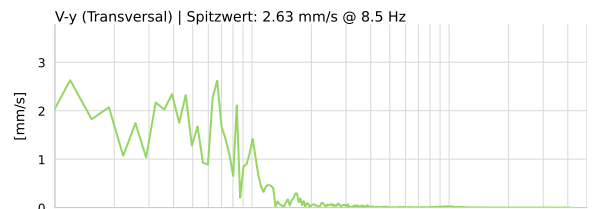
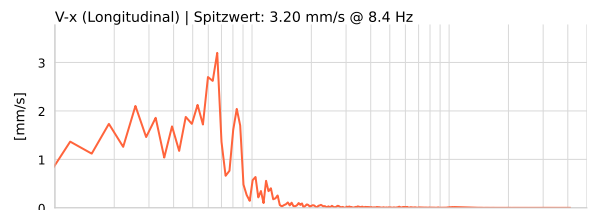


DATEI: 2493-HS-5-12052026-115106_raw.csv

Aufzeichnungsdauer: 5.86 s | Abtastrate: 1000 Hz

Datum	12.05.2026
Zeit	13:51:06
Event-ID	2493-HS-5-12052026-115106
Status	Hinweis
X	3.20 mm/s @ 8.4 Hz
Y	2.63 mm/s @ 8.5 Hz
Z	3.18 mm/s @ 8.4 Hz
Vn	4.86 mm/s @ 8.4 Hz

SPEKTRALANALYSE - KOMPONENTEN FFT



Kanal	Spitzwert	Spektrum 25%	Spektrum 50%	Spektrum 75%
X	8.4 Hz	3.6 Hz	6.0 Hz	8.4 Hz
Y	8.5 Hz	3.2 Hz	6.0 Hz	9.7 Hz
Z	8.4 Hz	4.6 Hz	8.7 Hz	20.3 Hz

SPEKTRALANALYSE - FFT (DIN 4150-3)

