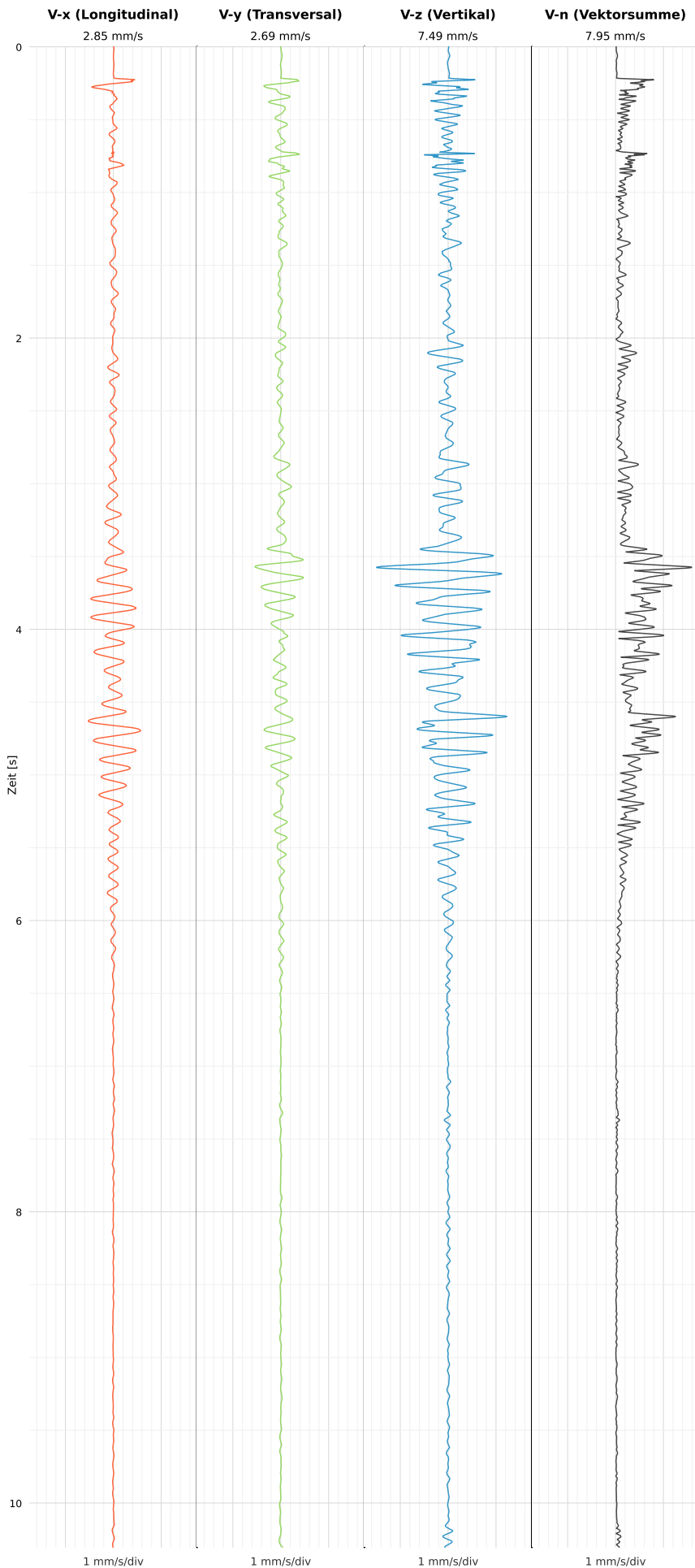


SCHWINGGESCHWINDIGKEIT

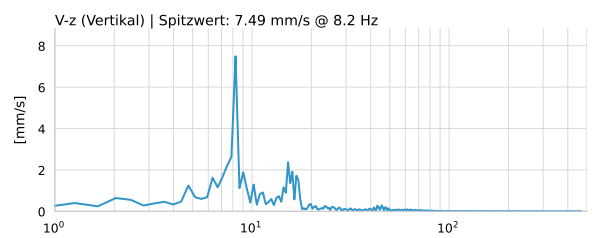
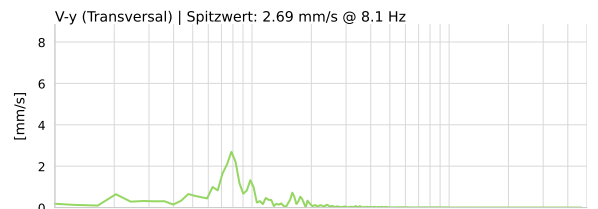
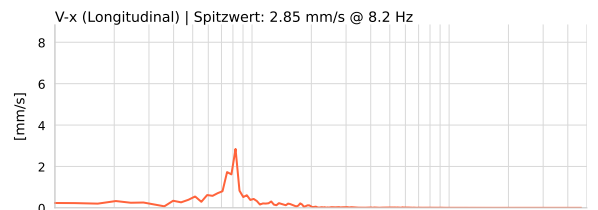


DATEI: 2493-HS-5-12052026-132040_raw.csv

Aufzeichnungsdauer: 10.30 s | Abtastrate: 1000 Hz

Datum	12.05.2026
Zeit	15:20:40
Event-ID	2493-HS-5-12052026-132040
Status	Kritisch
X	2.85 mm/s @ 8.2 Hz
Y	2.69 mm/s @ 8.1 Hz
Z	7.49 mm/s @ 8.2 Hz
Vn	7.95 mm/s @ 8.2 Hz

SPEKTRALANALYSE - KOMPONENTEN FFT



Kanal	Spitzwert	Spektrum 25%	Spektrum 50%	Spektrum 75%
X	8.2 Hz	6.7 Hz	8.2 Hz	12.5 Hz
Y	8.1 Hz	7.1 Hz	8.6 Hz	16.0 Hz
Z	8.2 Hz	7.9 Hz	11.4 Hz	18.3 Hz

SPEKTRALANALYSE - FFT (DIN 4150-3)

