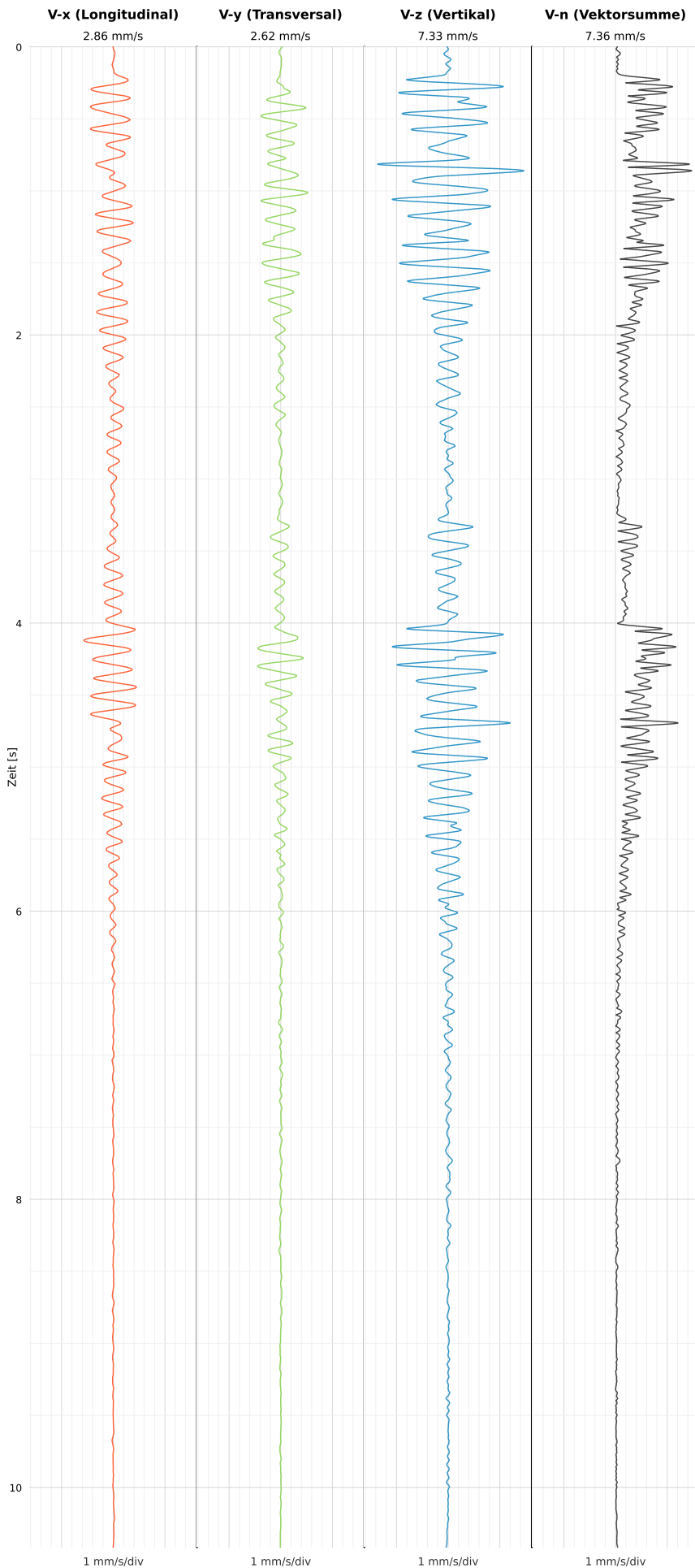


SCHWINGGESCHWINDIGKEIT

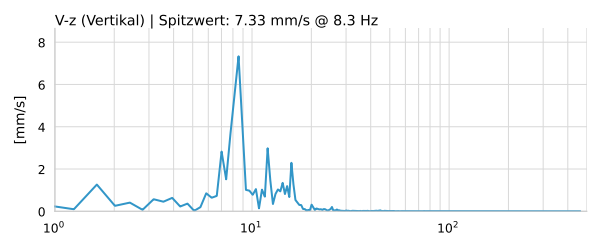
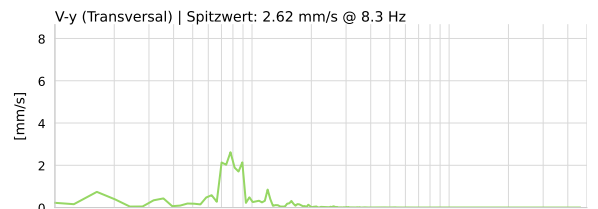
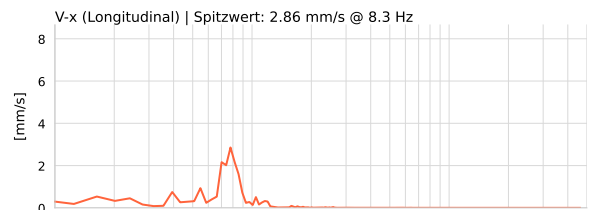


DATEI: 2493-HS-5-12052026-144814_raw.csv

Aufzeichnungsdauer: 10.42 s | Abtastrate: 1000 Hz

Datum	12.05.2026
Zeit	16:48:14
Event-ID	2493-HS-5-12052026-144814
Status	Kritisch
X	2.86 mm/s @ 8.3 Hz
Y	2.62 mm/s @ 8.3 Hz
Z	7.33 mm/s @ 8.3 Hz
Vn	7.36 mm/s @ 8.3 Hz

SPEKTRALANALYSE - KOMPONENTEN FFT



Kanal	Spitzwert	Spektrum 25%	Spektrum 50%	Spektrum 75%
X	8.3 Hz	6.2 Hz	7.8 Hz	8.5 Hz
Y	8.3 Hz	7.0 Hz	8.2 Hz	10.5 Hz
Z	8.3 Hz	7.8 Hz	8.9 Hz	13.5 Hz

SPEKTRALANALYSE - FFT (DIN 4150-3)

