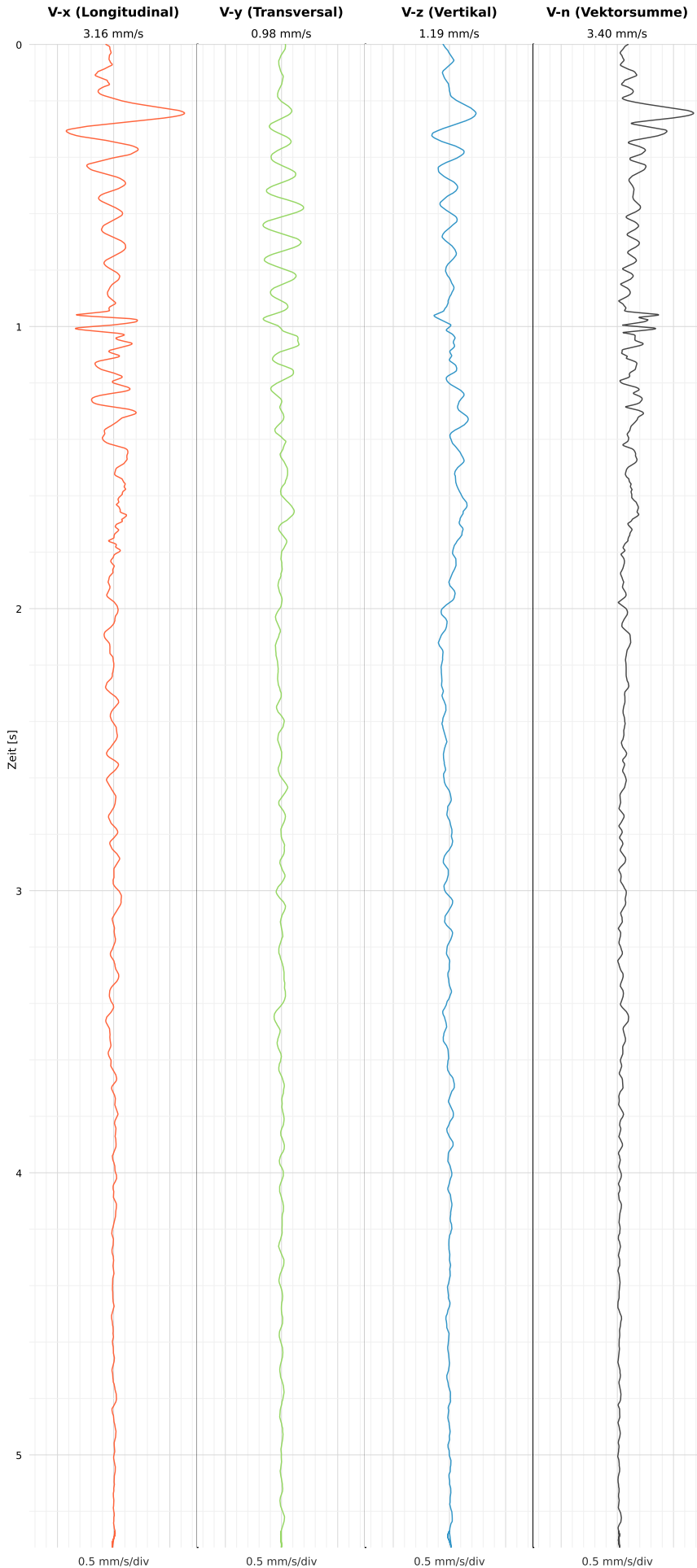


SCHWINGGESCHWINDIGKEIT

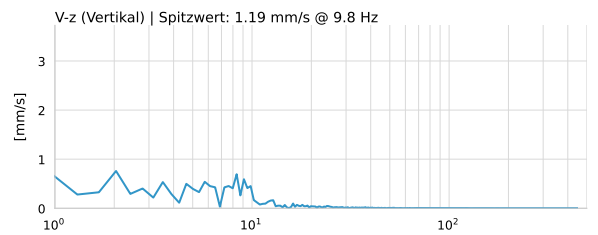
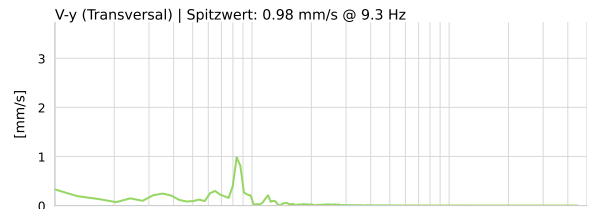
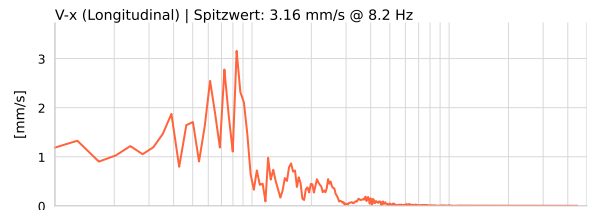


DATEI: 2493-HS-5-12052026-174240_raw.csv

Aufzeichnungsdauer: 5.33 s | Abtastrate: 1000 Hz

Datum	12.05.2026
Zeit	19:42:40
Event-ID	2493-HS-5-12052026-174240
Status	Hinweis
X	3.16 mm/s @ 8.2 Hz
Y	0.98 mm/s @ 9.3 Hz
Z	1.19 mm/s @ 9.8 Hz
Vn	3.40 mm/s @ 8.3 Hz

SPEKTRALANALYSE - KOMPONENTEN FFT



Kanal	Spitzwert	Spektrum 25%	Spektrum 50%	Spektrum 75%
X	8.2 Hz	5.4 Hz	8.7 Hz	18.8 Hz
Y	9.3 Hz	5.0 Hz	8.4 Hz	11.7 Hz
Z	9.8 Hz	2.0 Hz	6.5 Hz	10.6 Hz

SPEKTRALANALYSE - FFT (DIN 4150-3)

