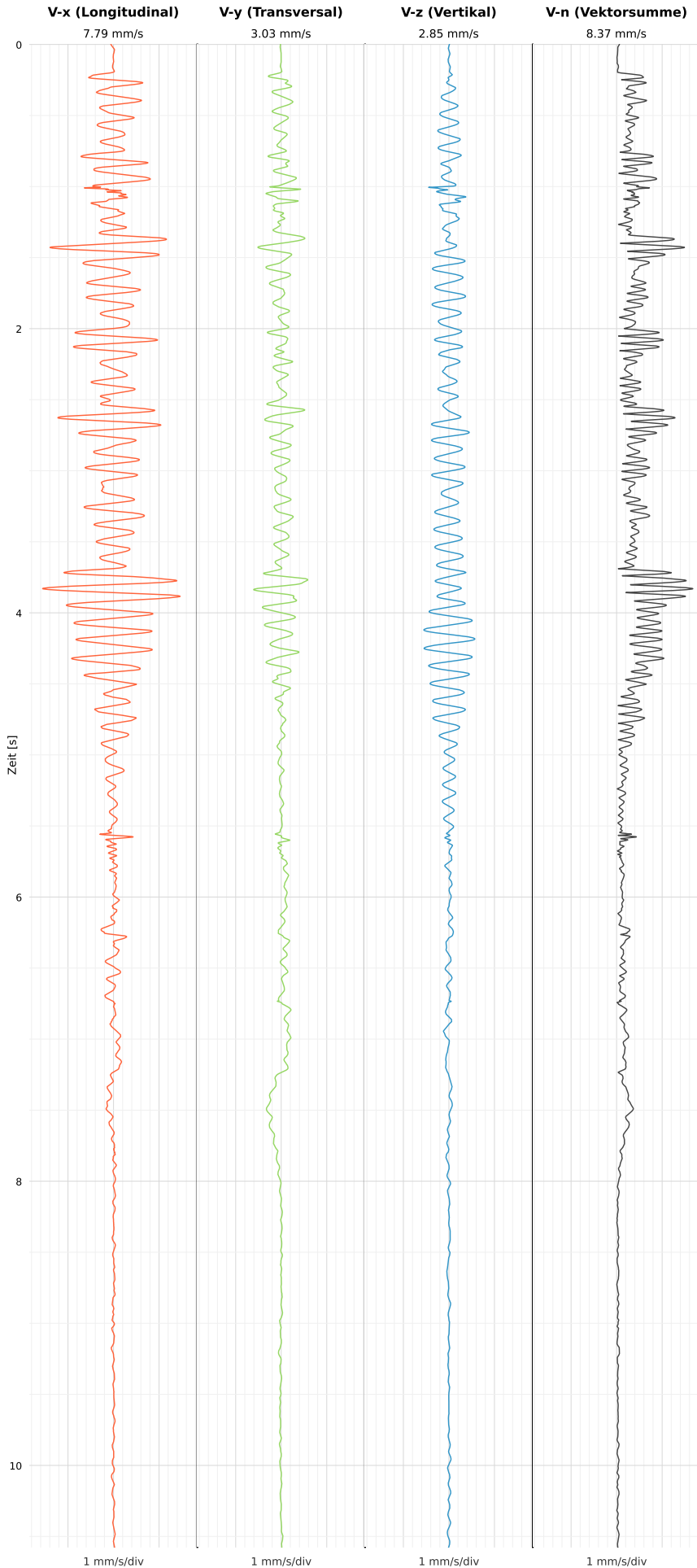


SCHWINGGESCHWINDIGKEIT

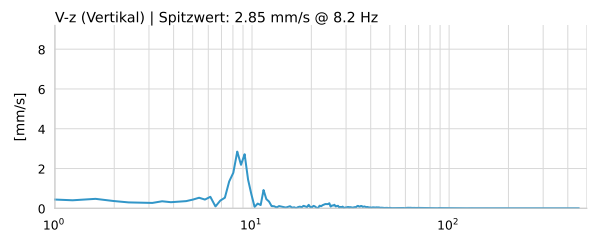
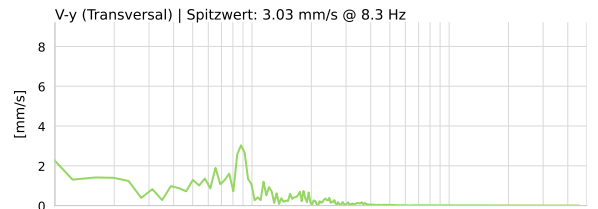
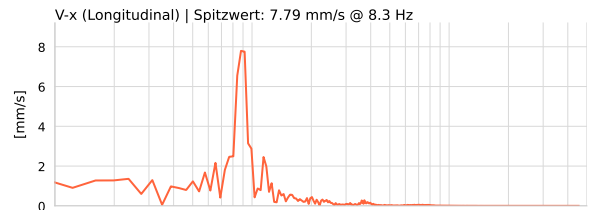


DATEI: 2493-HS-5-12052026-185114_raw.csv

Aufzeichnungsdauer: 10.58 s | Abtastrate: 1000 Hz

Datum	12.05.2026
Zeit	20:51:14
Event-ID	2493-HS-5-12052026-185114
Status	Kritisch
X	7.79 mm/s @ 8.3 Hz
Y	3.03 mm/s @ 8.3 Hz
Z	2.85 mm/s @ 8.2 Hz
Vn	8.37 mm/s @ 8.3 Hz

SPEKTRALANALYSE - KOMPONENTEN FFT



Kanal	Spitzwert	Spektrum 25%	Spektrum 50%	Spektrum 75%
X	8.3 Hz	7.7 Hz	9.2 Hz	12.6 Hz
Y	8.3 Hz	3.9 Hz	8.4 Hz	15.6 Hz
Z	8.2 Hz	7.7 Hz	9.2 Hz	19.4 Hz

SPEKTRALANALYSE - FFT (DIN 4150-3)

