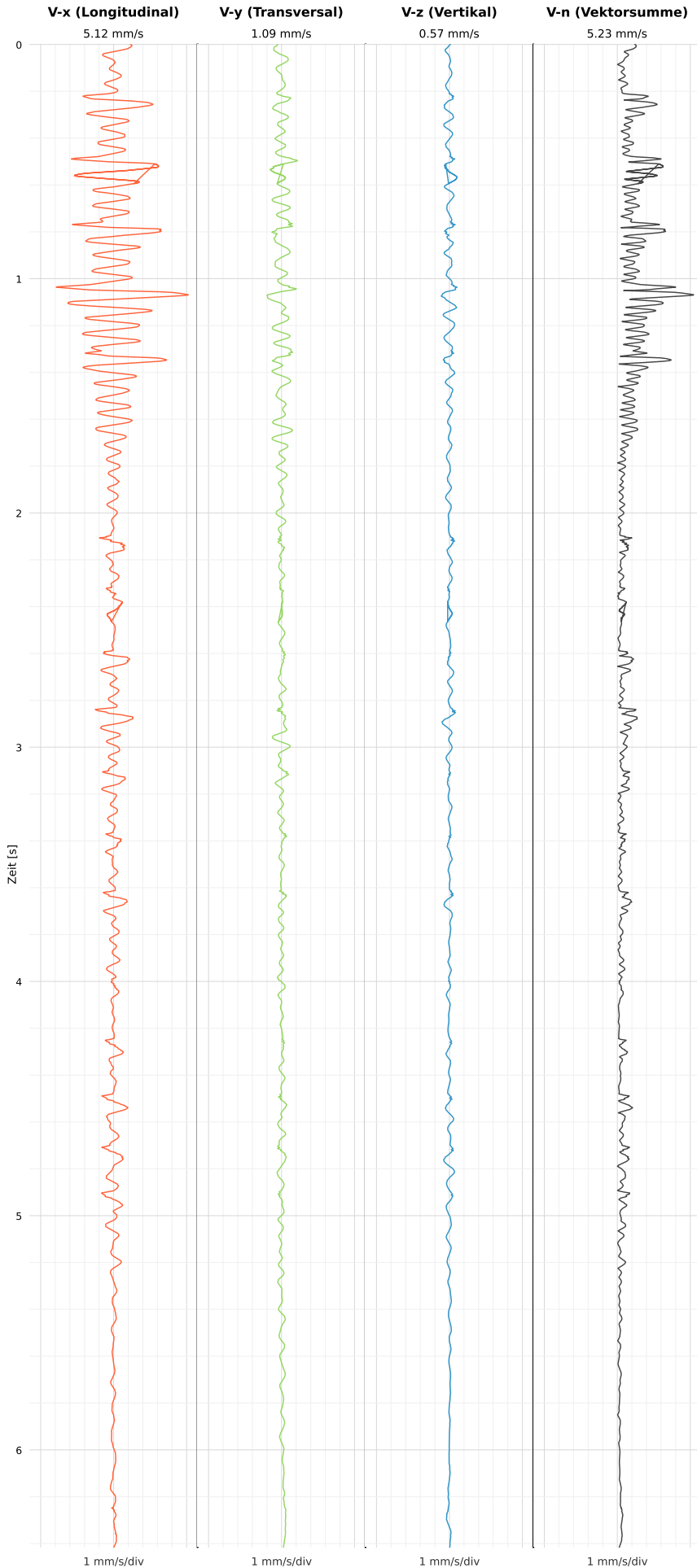


## SCHWINGGESCHWINDIGKEIT

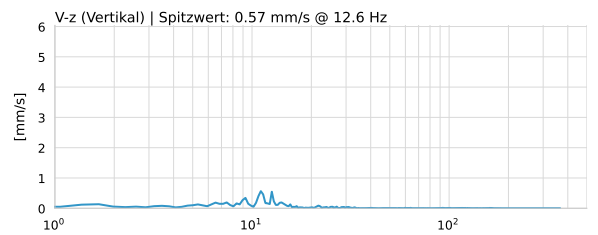
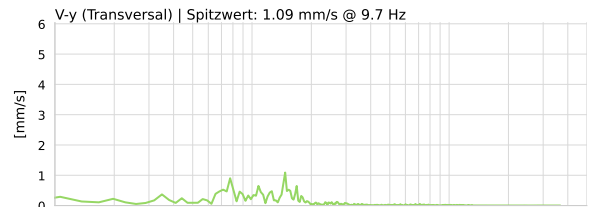
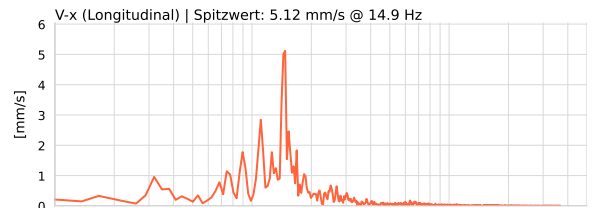


DATEI: 2493-HS-5-12052026-190617\_raw.csv

Aufzeichnungsdauer: 6.42 s | Abtastrate: 1000 Hz

Datum	12.05.2026
Zeit	21:06:17
Event-ID	2493-HS-5-12052026-190617
Status	Hinweis
X	5.12 mm/s @ 14.9 Hz
Y	1.09 mm/s @ 9.7 Hz
Z	0.57 mm/s @ 12.6 Hz
Vn	5.23 mm/s @ 15.0 Hz

## SPEKTRALANALYSE - KOMPONENTEN FFT



Kanal	Spitzwert	Spektrum 25%	Spektrum 50%	Spektrum 75%
X	14.9 Hz	11.7 Hz	15.3 Hz	28.1 Hz
Y	9.7 Hz	8.7 Hz	14.7 Hz	29.0 Hz
Z	12.6 Hz	9.3 Hz	12.6 Hz	29.9 Hz

## SPEKTRALANALYSE - FFT (DIN 4150-3)

