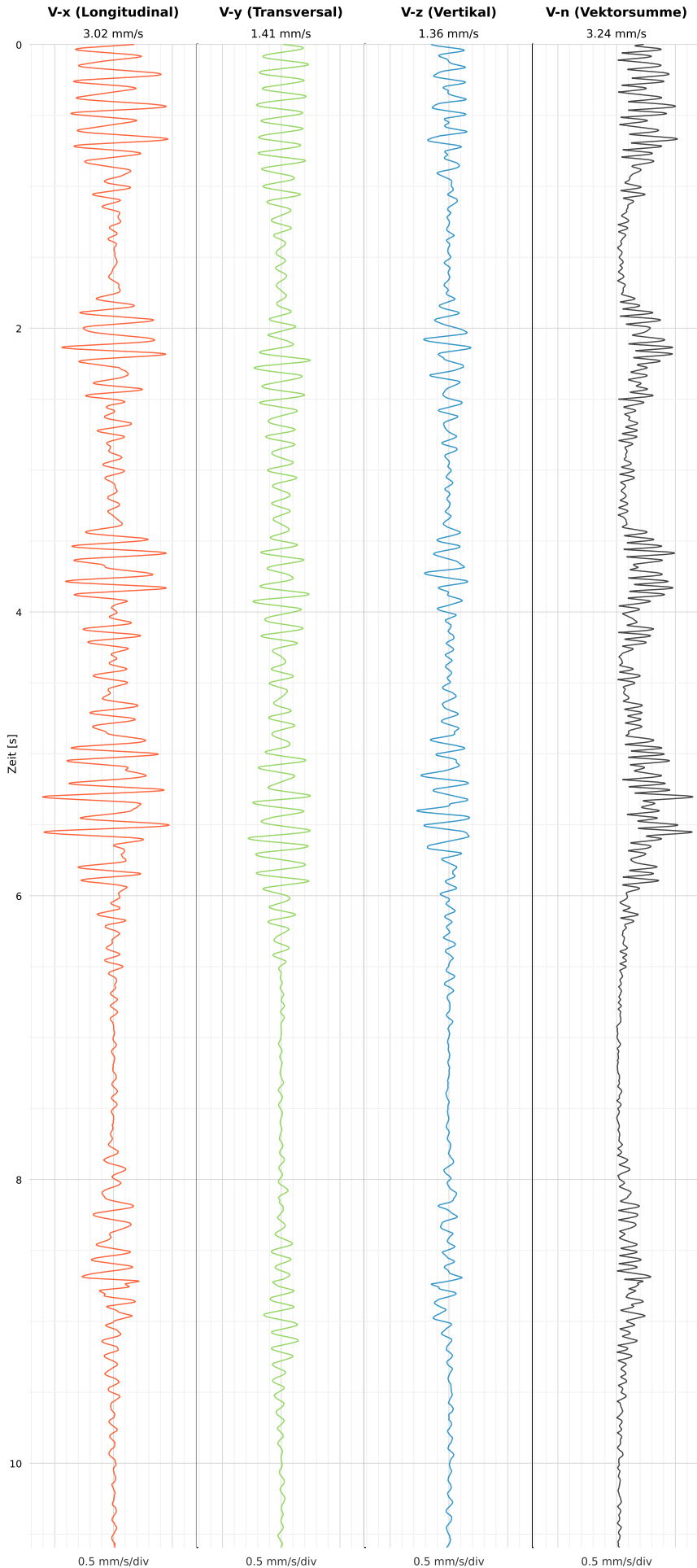


## SCHWINGGESCHWINDIGKEIT

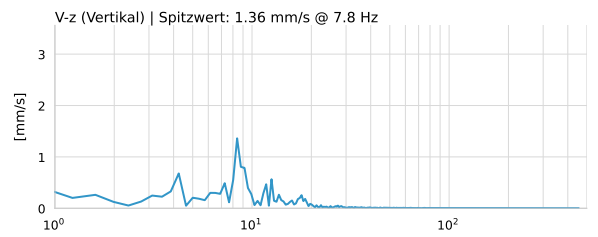
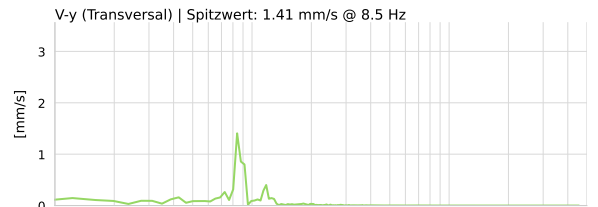
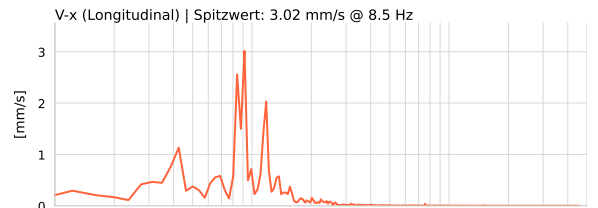


DATEI: 2493-HS-5-12052026-201627\_raw.csv

Aufzeichnungsdauer: 10.59 s | Abtastrate: 1000 Hz

Datum	12.05.2026
Zeit	22:16:27
Event-ID	2493-HS-5-12052026-201627
Status	Hinweis
X	3.02 mm/s @ 8.5 Hz
Y	1.41 mm/s @ 8.5 Hz
Z	1.36 mm/s @ 7.8 Hz
Vn	3.24 mm/s @ 8.5 Hz

## SPEKTRALANALYSE - KOMPONENTEN FFT



Kanal	Spitzwert	Spektrum 25%	Spektrum 50%	Spektrum 75%
X	8.5 Hz	8.0 Hz	9.5 Hz	13.7 Hz
Y	8.5 Hz	7.3 Hz	8.8 Hz	11.4 Hz
Z	7.8 Hz	6.5 Hz	9.2 Hz	17.5 Hz

## SPEKTRALANALYSE - FFT (DIN 4150-3)

