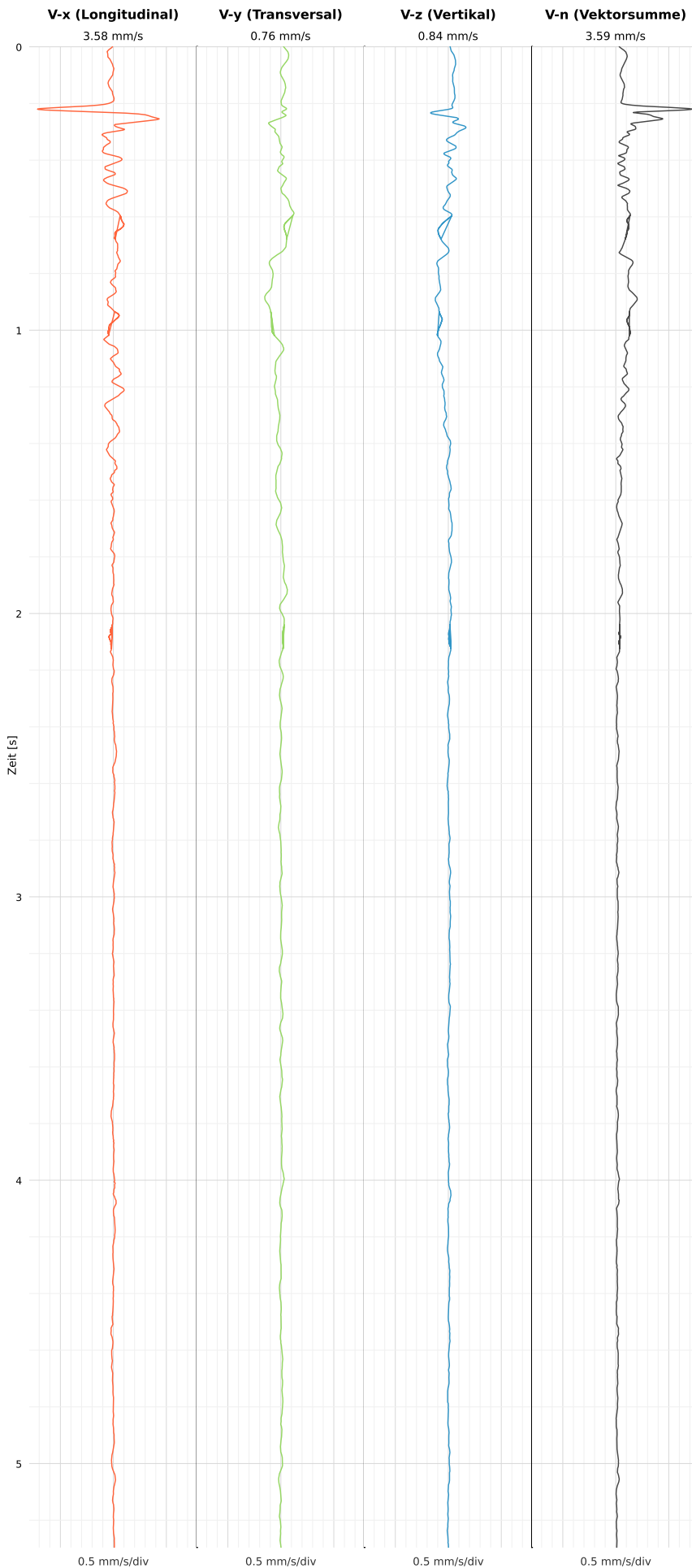


SCHWINGGESCHWINDIGKEIT

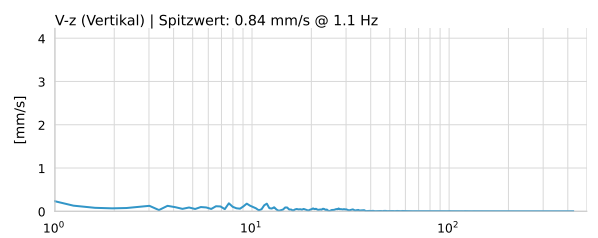
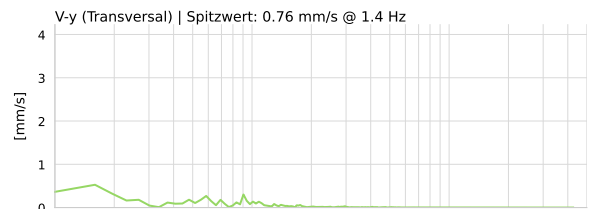
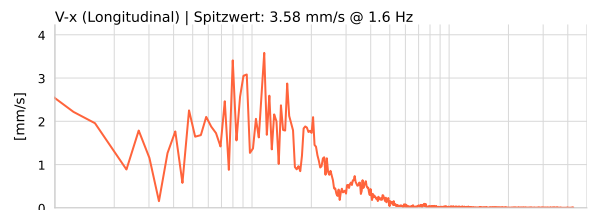


DATEI: 2493-HS-5-12052026-225056_raw.csv

Aufzeichnungsdauer: 5.30 s | Abtastrate: 1000 Hz

Datum	13.05.2026
Zeit	00:50:56
Event-ID	2493-HS-5-12052026-225056
Status	Hinweis
X	3.58 mm/s @ 1.6 Hz
Y	0.76 mm/s @ 1.4 Hz
Z	0.84 mm/s @ 1.1 Hz
Vn	3.59 mm/s @ 1.7 Hz

SPEKTRALANALYSE - KOMPONENTEN FFT



Kanal	Spitzwert	Spektrum 25%	Spektrum 50%	Spektrum 75%
X	1.6 Hz	8.3 Hz	15.1 Hz	24.7 Hz
Y	1.4 Hz	1.6 Hz	6.6 Hz	17.2 Hz
Z	1.1 Hz	3.0 Hz	11.9 Hz	29.6 Hz

SPEKTRALANALYSE - FFT (DIN 4150-3)

