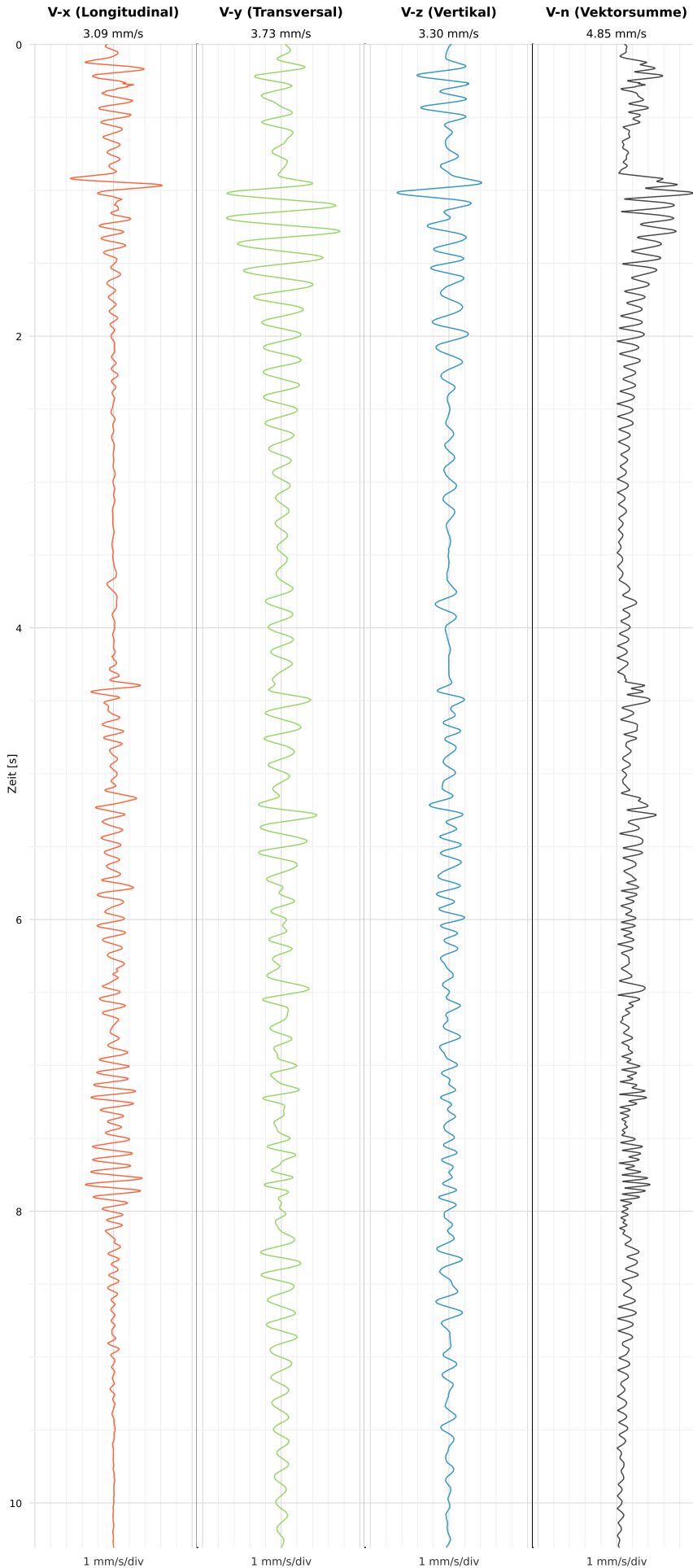


## SCHWINGGESCHWINDIGKEIT

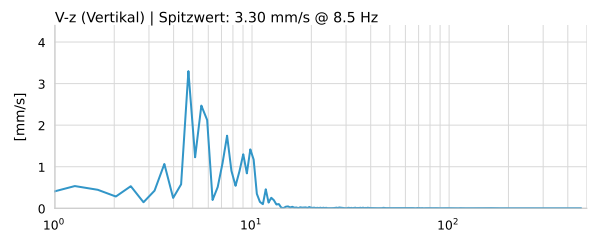
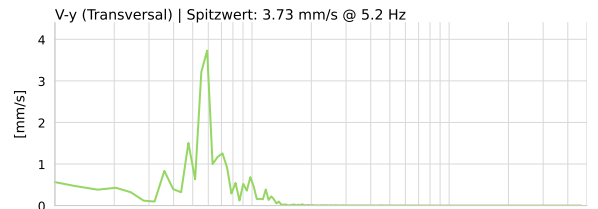
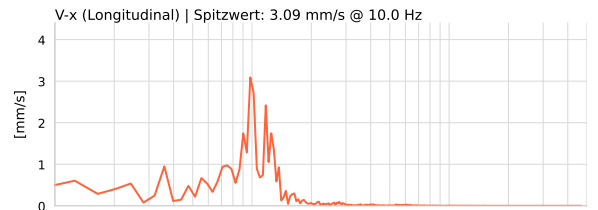


DATEI: 2493-HS5-15052026-192807\_raw.csv

Aufzeichnungsdauer: 10.30 s | Abtastrate: 1000 Hz

Datum	15.05.2026
Zeit	19:28:07
Event-ID	2493-HS5-15052026-192807
Status	Hinweis
X	3.09 mm/s @ 10.0 Hz
Y	3.73 mm/s @ 5.2 Hz
Z	3.30 mm/s @ 8.5 Hz
Vn	4.85 mm/s @ 5.2 Hz

## SPEKTRALANALYSE - KOMPONENTEN FFT



Kanal	Spitzwert	Spektrum 25%	Spektrum 50%	Spektrum 75%
X	10.0 Hz	7.9 Hz	10.2 Hz	12.9 Hz
Y	5.2 Hz	5.1 Hz	5.9 Hz	7.5 Hz
Z	8.5 Hz	4.8 Hz	6.3 Hz	9.4 Hz

## SPEKTRALANALYSE - FFT (DIN 4150-3)

