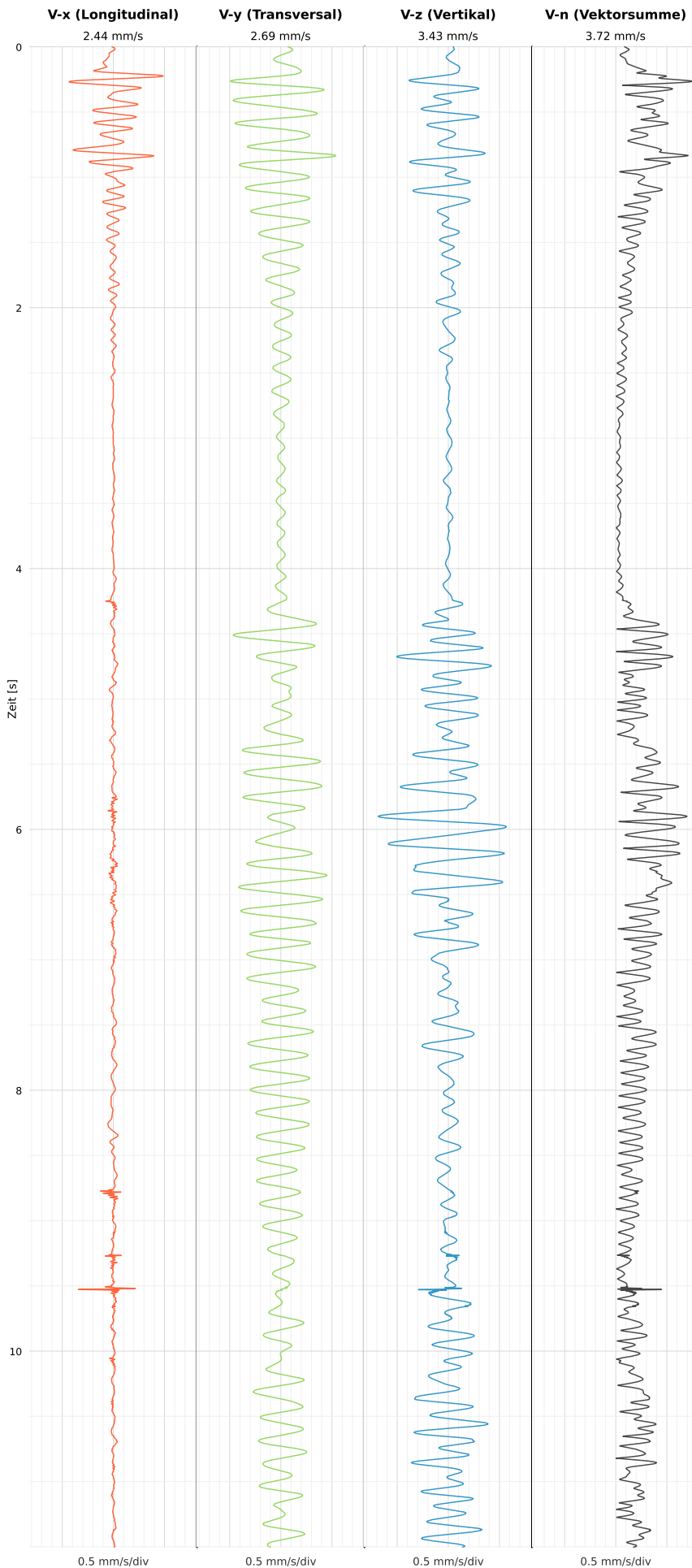


## SCHWINGGESCHWINDIGKEIT

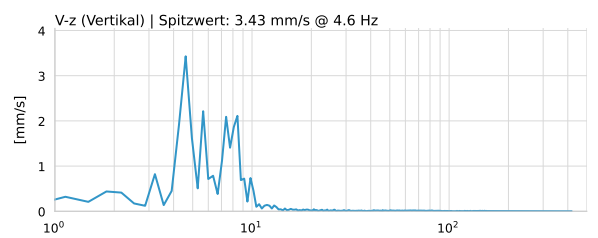
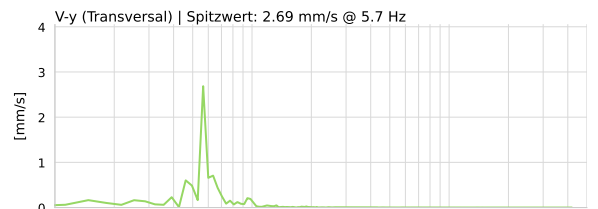
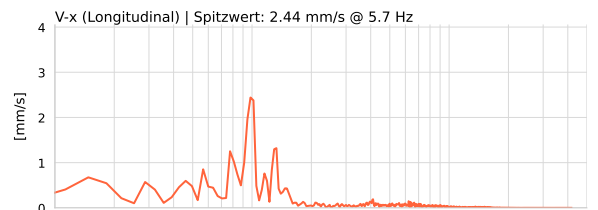


DATEI: 2493-HS5-16052026-011148\_raw.csv

Aufzeichnungsdauer: 11.50 s | Abtastrate: 1000 Hz

Datum	16.05.2026
Zeit	01:11:48
Event-ID	2493-HS5-16052026-011148
Status	Hinweis
X	2.44 mm/s @ 5.7 Hz
Y	2.69 mm/s @ 5.7 Hz
Z	3.43 mm/s @ 4.6 Hz
Vn	3.72 mm/s @ 4.6 Hz

## SPEKTRALANALYSE - KOMPONENTEN FFT



Kanal	Spitzwert	Spektrum 25%	Spektrum 50%	Spektrum 75%
X	5.7 Hz	8.8 Hz	13.0 Hz	48.8 Hz
Y	5.7 Hz	5.7 Hz	5.7 Hz	8.1 Hz
Z	4.6 Hz	4.6 Hz	7.4 Hz	9.1 Hz

## SPEKTRALANALYSE - FFT (DIN 4150-3)

