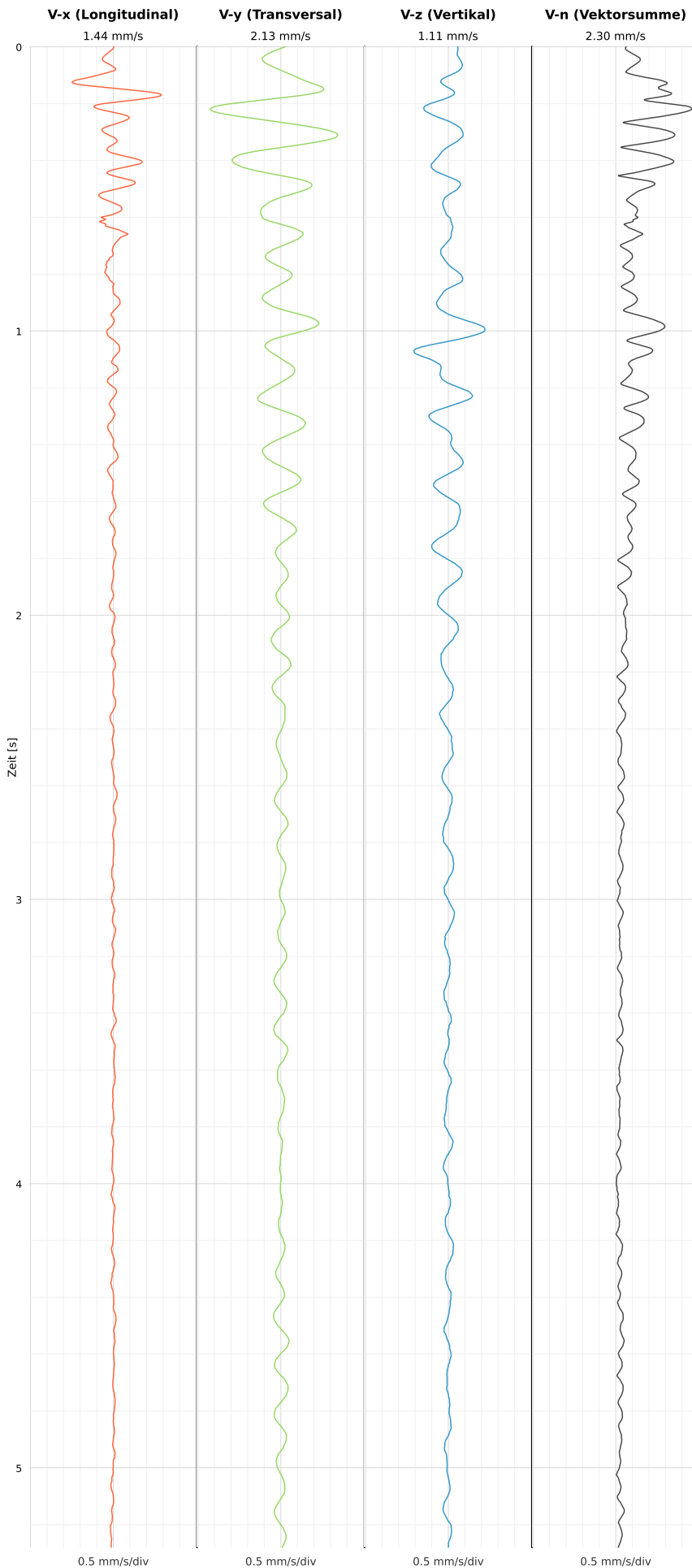


SCHWINGGESCHWINDIGKEIT

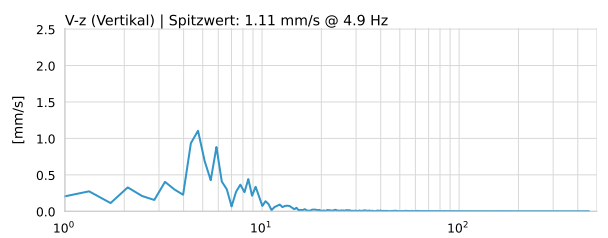
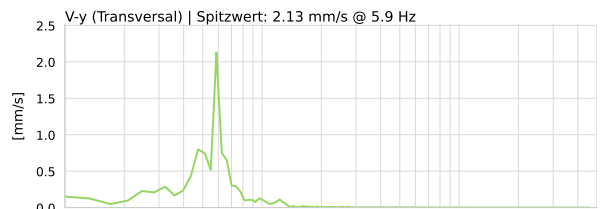
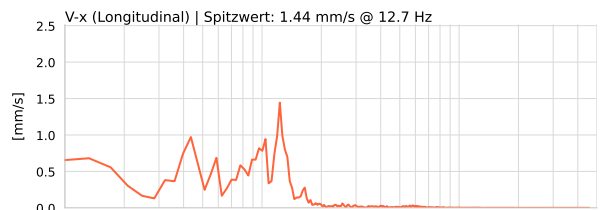


DATEI: 2493-HS5-16052026-021130_raw.csv

Aufzeichnungsdauer: 5.28 s | Abtastrate: 1000 Hz

Datum	16.05.2026
Zeit	02:11:30
Event-ID	2493-HS5-16052026-021130
Status	Ereignis
X	1.44 mm/s @ 12.7 Hz
Y	2.13 mm/s @ 5.9 Hz
Z	1.11 mm/s @ 4.9 Hz
Vn	2.30 mm/s @ 5.9 Hz

SPEKTRALANALYSE - KOMPONENTEN FFT



Kanal	Spitzwert	Spektrum 25%	Spektrum 50%	Spektrum 75%
X	12.7 Hz	5.5 Hz	10.0 Hz	13.1 Hz
Y	5.9 Hz	4.7 Hz	5.9 Hz	7.0 Hz
Z	4.9 Hz	4.4 Hz	5.9 Hz	9.7 Hz

SPEKTRALANALYSE - FFT (DIN 4150-3)

