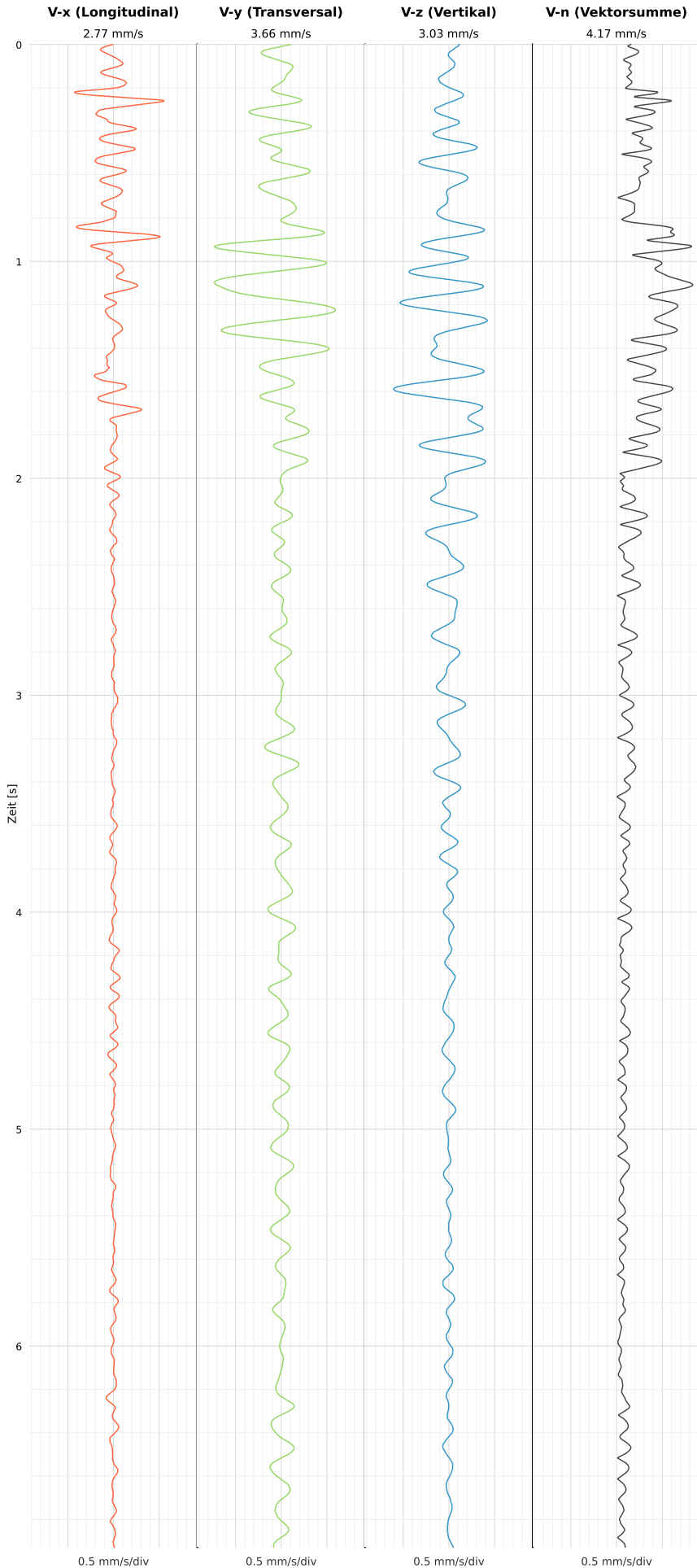


## SCHWINGGESCHWINDIGKEIT

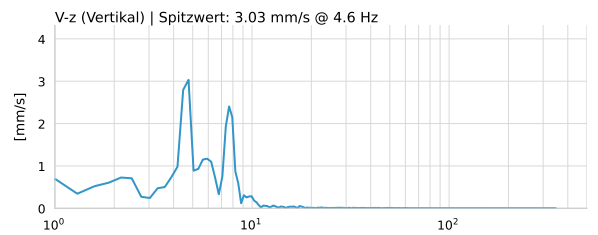
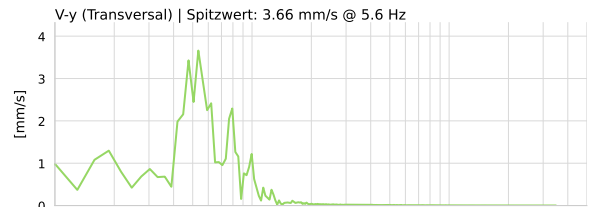
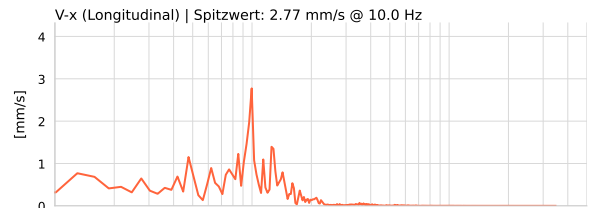


DATEI: 2493-HS5-16052026-102742\_raw.csv

Aufzeichnungsdauer: 6.93 s | Abtastrate: 1000 Hz

Datum	16.05.2026
Zeit	10:27:42
Event-ID	2493-HS5-16052026-102742
Status	Hinweis
X	2.77 mm/s @ 10.0 Hz
Y	3.66 mm/s @ 5.6 Hz
Z	3.03 mm/s @ 4.6 Hz
Vn	4.17 mm/s @ 5.6 Hz

## SPEKTRALANALYSE - KOMPONENTEN FFT



Kanal	Spitzwert	Spektrum 25%	Spektrum 50%	Spektrum 75%
X	10.0 Hz	6.8 Hz	10.0 Hz	13.7 Hz
Y	5.6 Hz	4.5 Hz	5.9 Hz	8.5 Hz
Z	4.6 Hz	4.5 Hz	5.6 Hz	7.7 Hz

## SPEKTRALANALYSE - FFT (DIN 4150-3)

