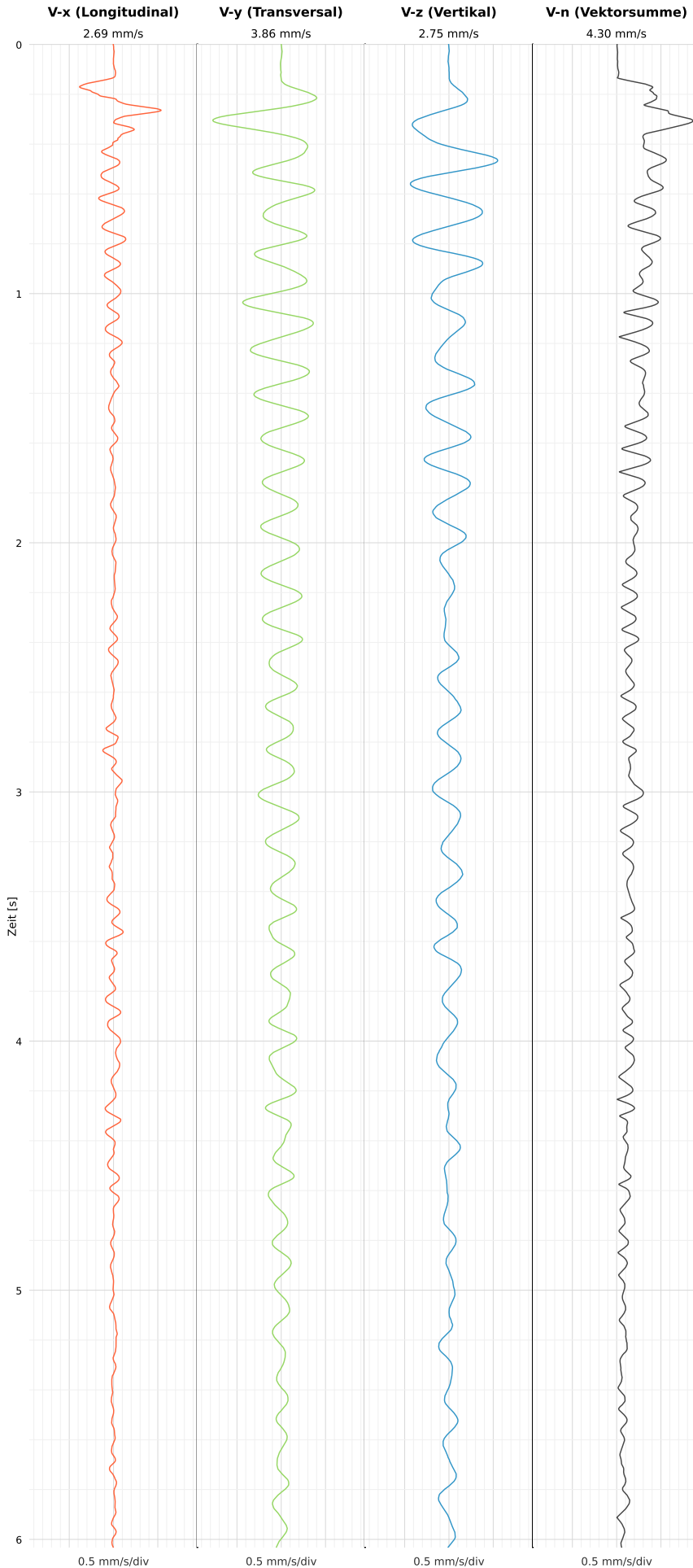


SCHWINGGESCHWINDIGKEIT

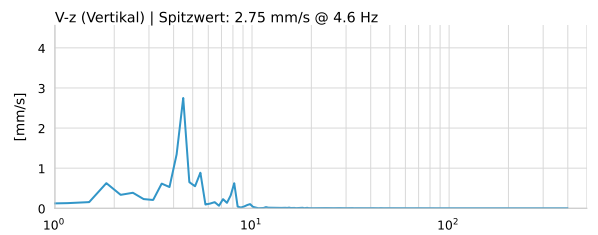
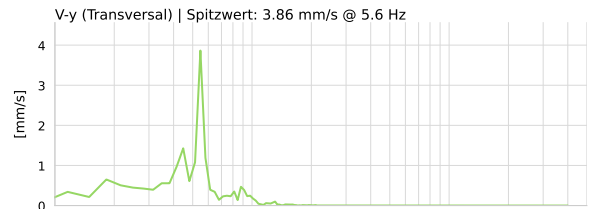
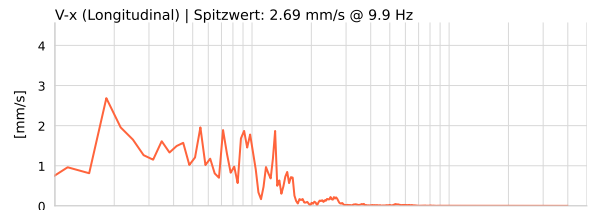


DATEI: 2493-HS5-16052026-144351_raw.csv

Aufzeichnungsdauer: 6.03 s | Abtastrate: 1000 Hz

Datum	16.05.2026
Zeit	14:43:51
Event-ID	2493-HS5-16052026-144351
Status	Hinweis
X	2.69 mm/s @ 9.9 Hz
Y	3.86 mm/s @ 5.6 Hz
Z	2.75 mm/s @ 4.6 Hz
Vn	4.30 mm/s @ 5.6 Hz

SPEKTRALANALYSE - KOMPONENTEN FFT



Kanal	Spitzwert	Spektrum 25%	Spektrum 50%	Spektrum 75%
X	9.9 Hz	4.1 Hz	8.1 Hz	13.1 Hz
Y	5.6 Hz	4.1 Hz	5.5 Hz	6.8 Hz
Z	4.6 Hz	3.8 Hz	4.5 Hz	5.5 Hz

SPEKTRALANALYSE - FFT (DIN 4150-3)

