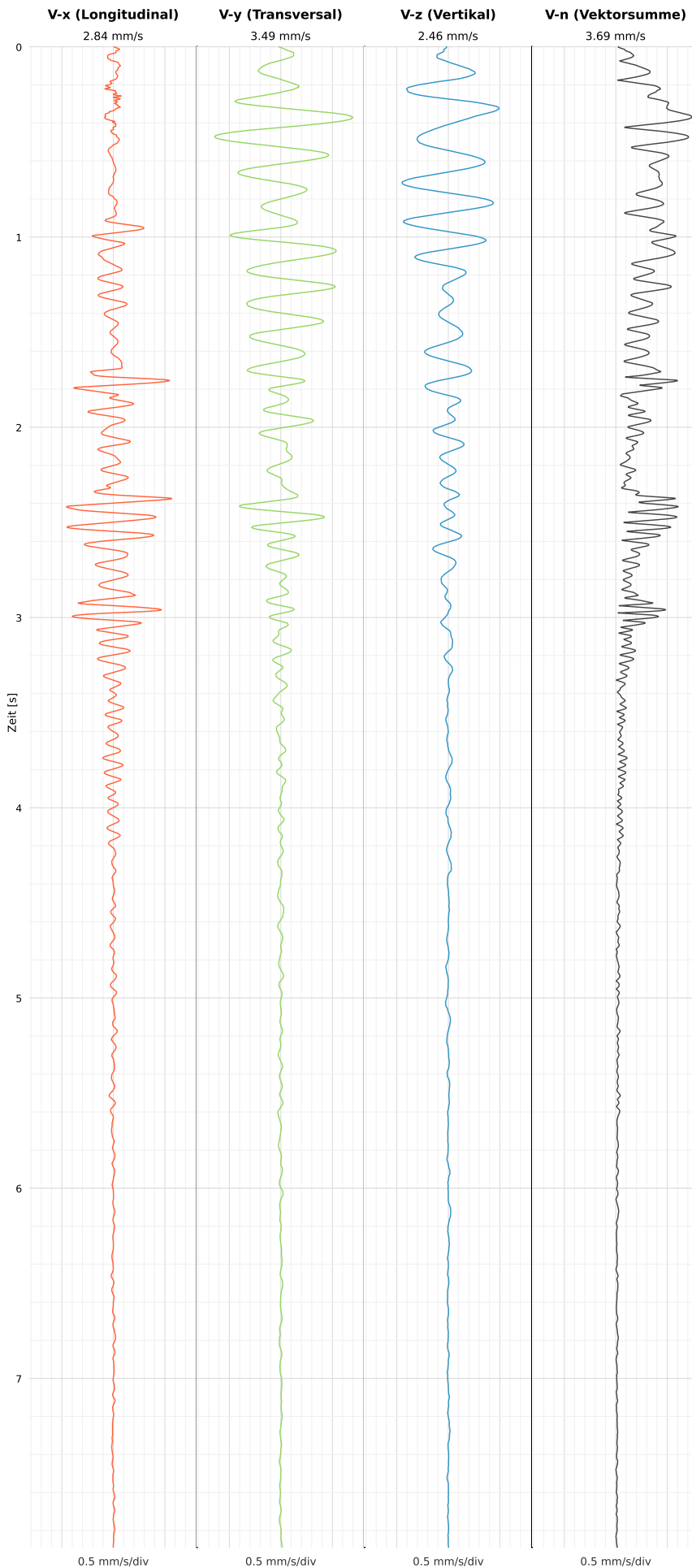


## SCHWINGGESCHWINDIGKEIT

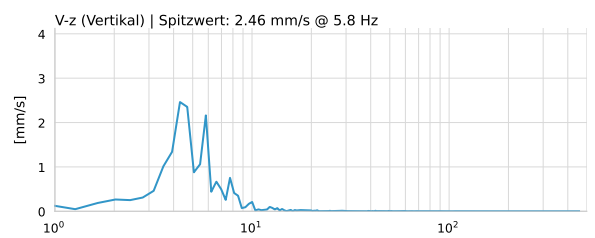
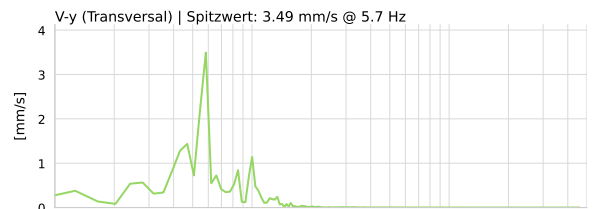
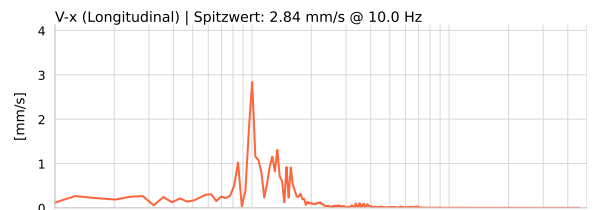


DATEI: 2493-HS5-16052026-224839\_raw.csv

Aufzeichnungsdauer: 7.89 s | Abtastrate: 1000 Hz

Datum	16.05.2026
Zeit	22:48:39
Event-ID	2493-HS5-16052026-224839
Status	Hinweis
X	2.84 mm/s @ 10.0 Hz
Y	3.49 mm/s @ 5.7 Hz
Z	2.46 mm/s @ 5.8 Hz
Vn	3.69 mm/s @ 5.7 Hz

## SPEKTRALANALYSE - KOMPONENTEN FFT



Kanal	Spitzwert	Spektrum 25%	Spektrum 50%	Spektrum 75%
X	10.0 Hz	9.6 Hz	12.3 Hz	15.7 Hz
Y	5.7 Hz	4.7 Hz	5.8 Hz	9.3 Hz
Z	5.8 Hz	4.3 Hz	5.1 Hz	6.6 Hz

## SPEKTRALANALYSE - FFT (DIN 4150-3)

