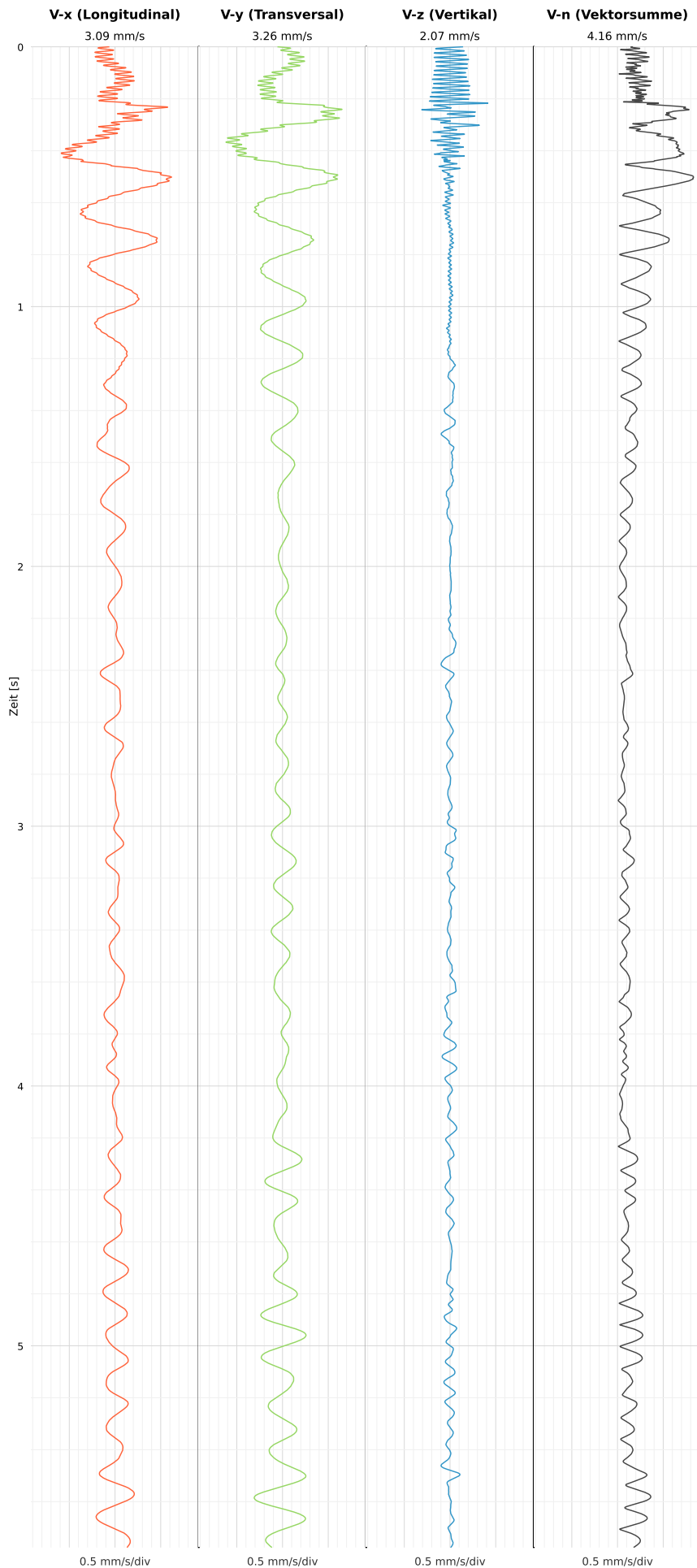


SCHWINGGESCHWINDIGKEIT

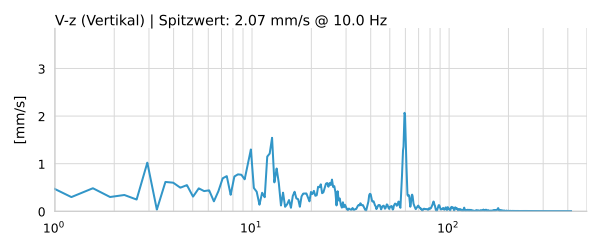
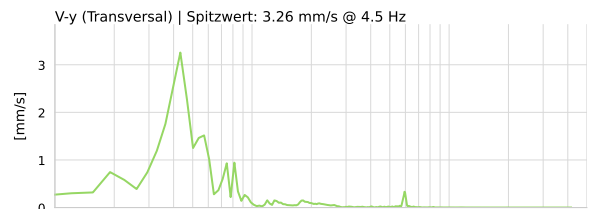
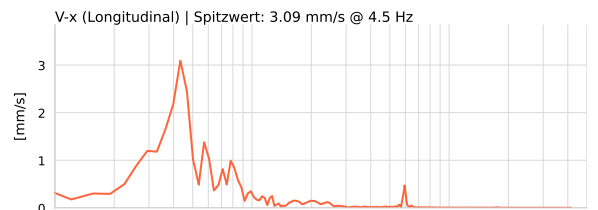


DATEI: 2493-HS5-17052026-193144_raw.csv

Aufzeichnungsdauer: 5.78 s | Abtastrate: 1000 Hz

Datum	17.05.2026
Zeit	19:31:44
Event-ID	2493-HS5-17052026-193144
Status	Hinweis
X	3.09 mm/s @ 4.5 Hz
Y	3.26 mm/s @ 4.5 Hz
Z	2.07 mm/s @ 10.0 Hz
Vn	4.16 mm/s @ 4.5 Hz

SPEKTRALANALYSE - KOMPONENTEN FFT



Kanal	Spitzwert	Spektrum 25%	Spektrum 50%	Spektrum 75%
X	4.5 Hz	4.3 Hz	6.8 Hz	22.7 Hz
Y	4.5 Hz	4.0 Hz	5.4 Hz	12.6 Hz
Z	10.0 Hz	12.6 Hz	39.6 Hz	60.8 Hz

SPEKTRALANALYSE - FFT (DIN 4150-3)

