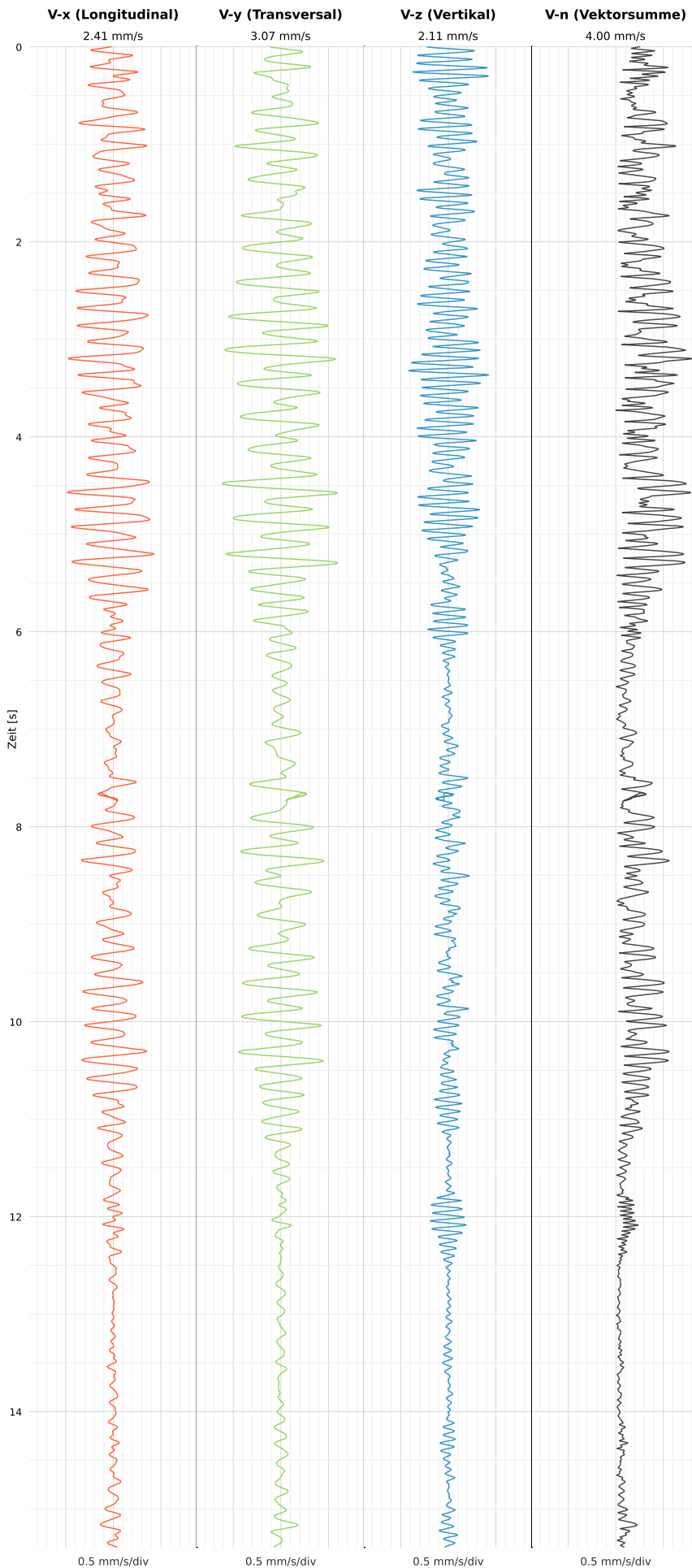


SCHWINGGESCHWINDIGKEIT

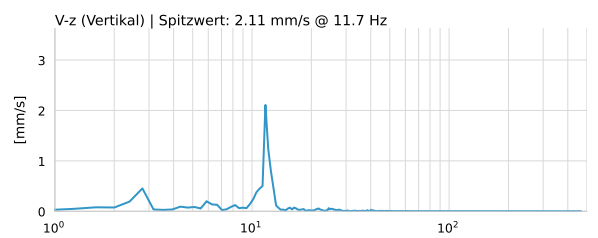
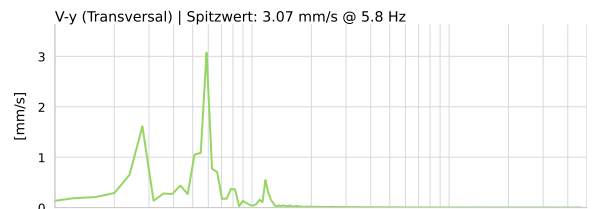
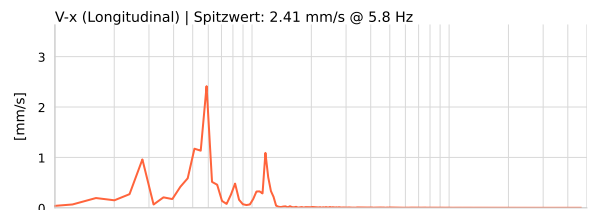


DATEI: 2493-HS5-17052026-202342_raw.csv

Aufzeichnungsdauer: 15.39 s | Abtastrate: 1000 Hz

Datum	17.05.2026
Zeit	20:23:42
Event-ID	2493-HS5-17052026-202342
Status	Hinweis
X	2.41 mm/s @ 5.8 Hz
Y	3.07 mm/s @ 5.8 Hz
Z	2.11 mm/s @ 11.7 Hz
Vn	4.00 mm/s @ 5.8 Hz

SPEKTRALANALYSE - KOMPONENTEN FFT



Kanal	Spitzwert	Spektrum 25%	Spektrum 50%	Spektrum 75%
X	5.8 Hz	5.1 Hz	6.3 Hz	11.7 Hz
Y	5.8 Hz	4.3 Hz	5.9 Hz	8.2 Hz
Z	11.7 Hz	10.5 Hz	11.7 Hz	12.9 Hz

SPEKTRALANALYSE - FFT (DIN 4150-3)

