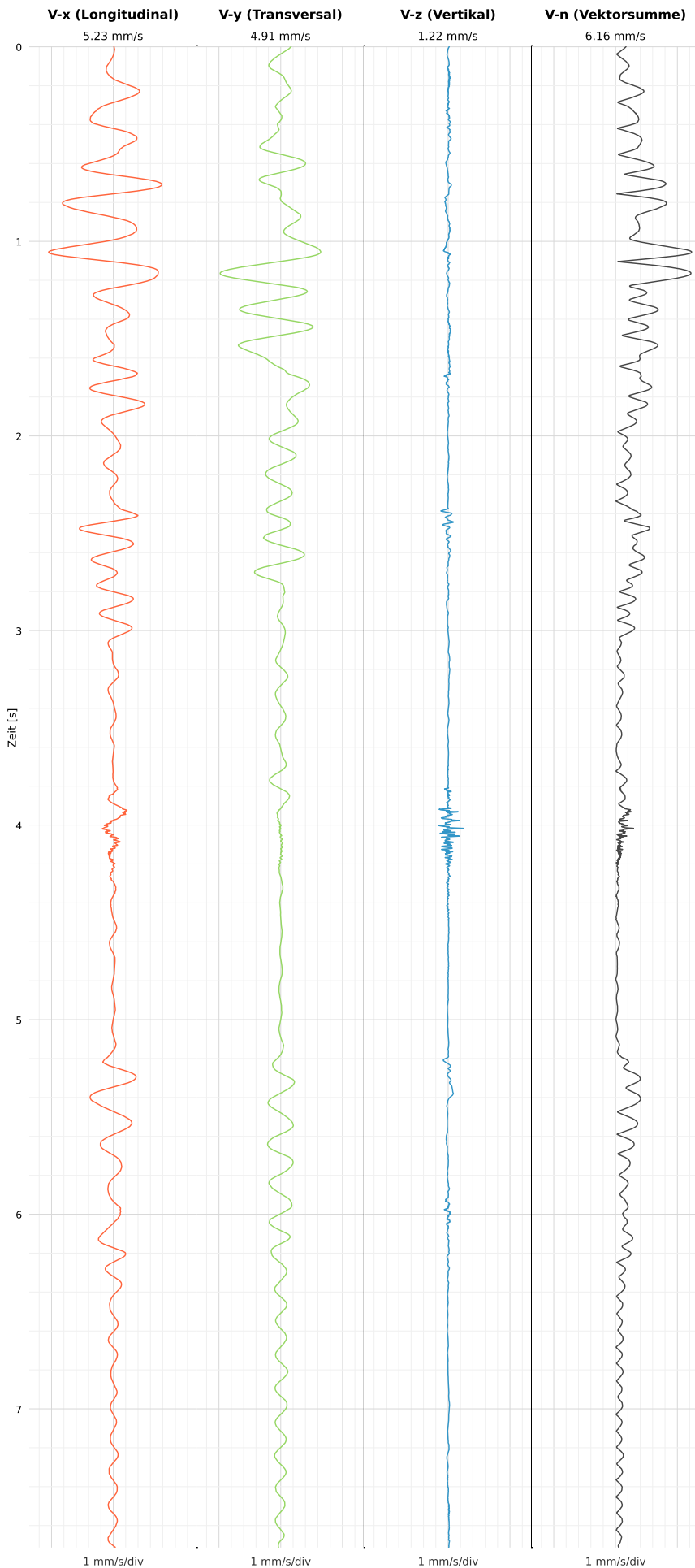


SCHWINGGESCHWINDIGKEIT

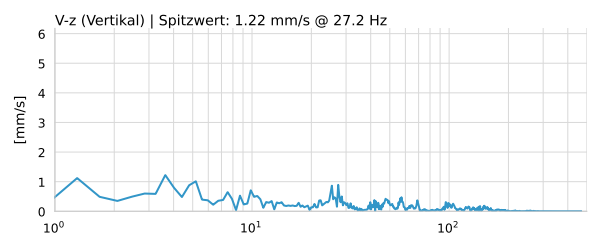
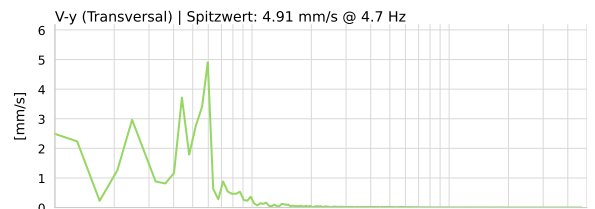
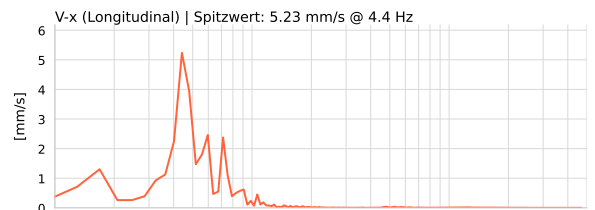


DATEI: 2493-HS5-18052026-122940_raw.csv

Aufzeichnungsdauer: 7.71 s | Abtastrate: 1000 Hz

Datum	18.05.2026
Zeit	12:29:40
Event-ID	2493-HS5-18052026-122940
Status	Kritisch
X	5.23 mm/s @ 4.4 Hz
Y	4.91 mm/s @ 4.7 Hz
Z	1.22 mm/s @ 27.2 Hz
Vn	6.16 mm/s @ 4.4 Hz

SPEKTRALANALYSE - KOMPONENTEN FFT



Kanal	Spitzwert	Spektrum 25%	Spektrum 50%	Spektrum 75%
X	4.4 Hz	4.4 Hz	5.2 Hz	7.1 Hz
Y	4.7 Hz	2.9 Hz	5.2 Hz	7.1 Hz
Z	27.2 Hz	16.5 Hz	48.8 Hz	104.0 Hz

SPEKTRALANALYSE - FFT (DIN 4150-3)

