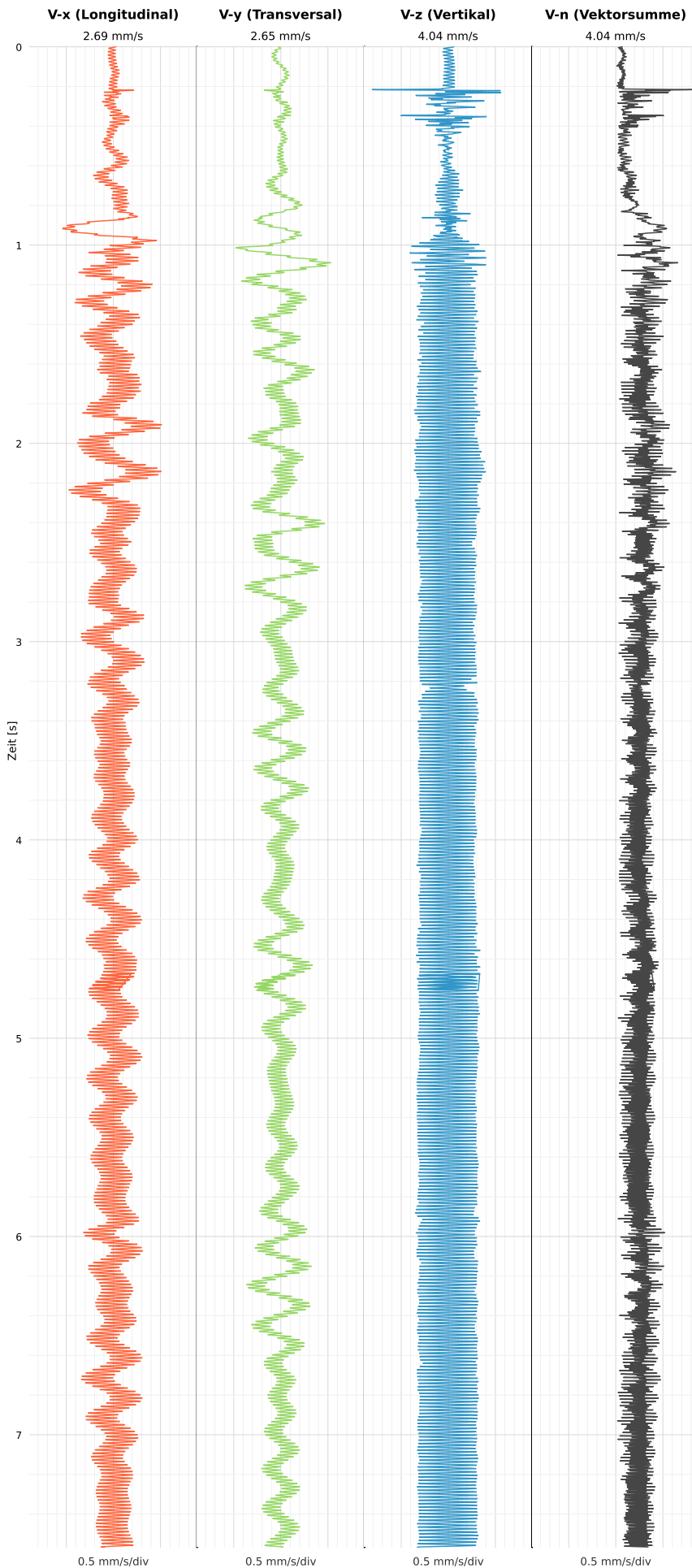


## SCHWINGGESCHWINDIGKEIT

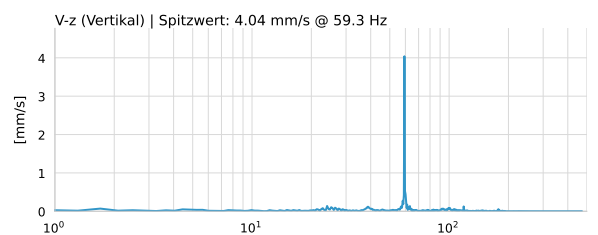
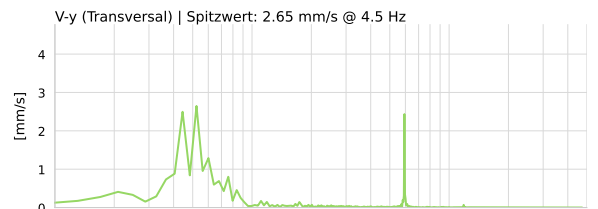
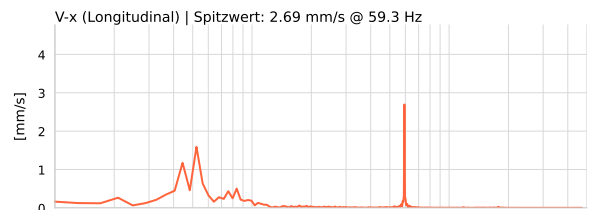


DATEI: 2493-HS5-18052026-185755\_raw.csv

Aufzeichnungsdauer: 7.57 s | Abtastrate: 1000 Hz

Datum	18.05.2026
Zeit	18:57:55
Event-ID	2493-HS5-18052026-185755
Status	Ereignis
X	2.69 mm/s @ 59.3 Hz
Y	2.65 mm/s @ 4.5 Hz
Z	4.04 mm/s @ 59.3 Hz
Vn	4.04 mm/s @ 4.5 Hz

### SPEKTRALANALYSE - KOMPONENTEN FFT



Kanal	Spitzwert	Spektrum 25%	Spektrum 50%	Spektrum 75%
X	59.3 Hz	5.2 Hz	11.1 Hz	59.3 Hz
Y	4.5 Hz	4.8 Hz	7.2 Hz	59.3 Hz
Z	59.3 Hz	57.0 Hz	59.3 Hz	98.5 Hz

### SPEKTRALANALYSE - FFT (DIN 4150-3)

